


# **DON-JO** MFG., INC.

**ARCHITECTURAL HARDWARE & ACCESSORIES**

## **STRIKE PLATES**



PHONE: 978.422.3377  
FAX: 978.422.3467  
Toll Free: 800.628.8389  
Toll Free Fax: 800.278.8202

[www.don-jo.com](http://www.don-jo.com)  
[info@don-jo.com](mailto:info@don-jo.com)  
[sales@don-jo.com](mailto:sales@don-jo.com)  
[orders@don-jo.com](mailto:orders@don-jo.com)  
Section I, Version 2



# New Products from

# DON-JO MFG., INC.

## EH-161 – Industry First!



### No More Filing Strikes!

The EH (Extended Height Latch Hole) strike has an increased height to allow for fluctuations in latch/strike locations.

The centered hole gives an extra 1/4" to the top and bottom of the latch cut out (1/2" total).

See page 3i

## Strikes for Roller Latches



**1700 SO**  
2 1/4" Full Lip  
605, 613, 619, 620, 626



**1702 SO**  
2 3/4" T-Strike  
605, 613, 619, 620, 626



**1704 SO**  
4 7/8" ASA Strike  
605, 613, 619, 620, 626

See page 6i

## Bright Stainless (629) Finish

Now Available on 2 1/4" Extended Lip Strikes!



## Extended Lip Dimple Strikes



**"D" Shape  
Extended Lip  
Dimple Strike**  
2 1/4" tall



**"T" Shape  
Extended Lip  
Dimple Strike**  
2 3/4" tall




**ASA Shape  
Extended Lip  
Dimple Strike**  
4 7/8" tall

See page 6i, 7i

## Black Finish (622)

Available on All Strikes!



# INDEX

MODEL	PAGE #	MODEL	PAGE #	MODEL	PAGE #	MODEL	PAGE #
1700 SO	6i	D9115	6i	EL-204	4i	MEST-115	5i
1702 SO	6i	D9125	6i	EL-205	4i	MEST-125	5i
1704 SO	6i	D9175	6i	EL-225	4i	MEST-158	5i
2-SDS	7i	DBS-1478	3i	EST-102	4i	MEST-175	5i
2-SDS-8	7i	DBS-2478	3i	EST-103	4i	MST-161	3i
2-SS	7i	DEST102	7i	EST-104	4i	MST-261	3i
9102(RC)	4i	DEST103	7i	EST-115	4i	SMEST-102	5i
9103(RC)	4i	DEST104	7i	EST-125	4i	SMEST-103	5i
9104(RC)	4i	DEST115	7i	EST-158	4i	SMEST-104	5i
9115(RC)	4i	DEST125	7i	EST-175	4i	SMEST-115	5i
9125(RC)	4i	DEST158	7i	ETS-102	Inside Back	SMEST-125	5i
9175(RC)	4i	DEST175	7i	ETS-103	Inside Back	SMEST-158	5i
9234	3i	DB 478M	7i	ETS-104	Inside Back	SMEST-175	5i
9450	8i	DL-11	7i	ETS-115	Inside Back	ST-134	3i
9454	8i	DL-12	7i	ETS-125	Inside Back	ST-144	3i
A-2-SDS	8i	DS-234	3i	ETS-175	Inside Back	ST-161	3i
A-2-SS	8i	DT-9102	6i	FL-208N	8i	ST-214	3i
AST-21341	8i	DT-9103	6i	FL-208W	8i	ST-214B	3i
AST-21381	8i	DT-9104	6i	FL-208NM	8i	ST-214B-RC	3i
AST-21342	8i	DT-9115	6i	FL-208WM	8i	ST-214-RC	3i
AST-21382	8i	DT-9125	6i	FL-212N	8i	ST-261	3i
AST-21346	8i	DT-9175	6i	FL-212W	8i	T9102	5i
AST-21386	8i	EH-161	3i	FL-212N4	8i	T9103	5i
AST-2134M	8i	EL-102	Inside Back	FL-212W4	8i	T9104	5i
AST-2138M	8i	EL-103	Inside Back	FL-212N6	8i	T9115	5i
BFD-2	3i	EL-104	Inside Back	FL-212W6	8i	T9125	5i
BS-161	3i	EL-115	Inside Back	FL-212NM	8i	T9175	5i
BX-2-SDS	7i	EL-125	Inside Back	FL-212WM	8i	TS-100	8i
D9102	6i	EL-175	Inside Back	MEST-102	5i	TS-200	8i
D9103	6i	EL-202	4i	MEST-103	5i	TS-234	Inside Back
D9104	6i	EL-203	4i	MEST-104	5i	<b>Custom Form</b>	<b>9i</b>

## STRIKE FINISH CHART

BP	Brass Plated	
DU	Duronatic Brown Coated	
SL	Silver Coated	
605	Polished Brass	US-3
613	Dark Bronze	US10B
619	Satin Nickel	US-15
620	Antique Nickel	US-15A
622	Black	US-19
625	Polished Chrome	US-26
626	Satin Chrome	US-26D
629	Polished Stainless Steel	US-32
630	Brushed Stainless Steel	US-32D

# ANSI STRIKES



**BFD-2**  
Deadbolt type  
for hollow  
metal frame



**BS-161**  
Blank  
strikes



**DBS-1478**  
**DBS-2478**  
For deadbolt



**EH-161**  
Extended  
height  
latch hole



**MST-161**  
**MST-261**  
Mortise type



**ST-134**  
Replacement  
strike



**ST-144**  
Replacement  
strike



**ST-161**  
**ST-261**  
Standard ANSI

NUMBER	DIMENSIONS
BFD-2	4 7/8" x 1 1/4"
BS-161	4 7/8" x 1 1/4"
DBS-1478	4 7/8" x 1 1/4"
DBS-2478	4 7/8" x 1 1/4"
EH-161	4 7/8" x 1 1/4"
MST-161	4 7/8" x 1 1/4"
MST-261	4 7/8" x 1 1/4"
ST-134	3 1/4" x 1 1/8"
ST-144	4 1/4" x 1 1/8"
ST-161	4 7/8" x 1 1/4"
ST-261	4 7/8" x 1 1/4"

SHELF PACK: 30 Polybagged  
Gauge: 13 (.095) Steel  
FINISHES: (BFD-2) 622, 630, BP, DU, SL  
(BS-161) 605, 613, 622, 626, 630  
(DBS-1478) 622, 630  
(DBS-2478, MST-261, ST-261) 622, BP, DU, SL  
(ST-161) 605, 606, 612, 613, 625, 626, 630  
(EH-161, ST-134, ST-144, MST-161) 622, 630, DU

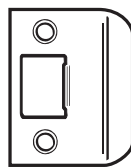
# REPLACEMENT STRIKES




**DS-234**  
Replacement  
strike



**9234**  
T-strike



**ST-214 \***  
Replacement  
strike



**ST-214-RC\***  
Replacement  
strike

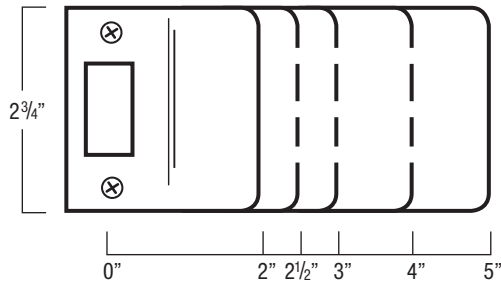
NUMBER	DIMENSIONS
DS-234	2 3/4" x 1 1/8"
9234	2 3/4" x 1 1/8"
ST-214	2 1/4" x 1 1/4"
ST-214-RC	2 1/4" x 1 1/4"
ST-214B	2 1/4" x 1 1/4"
ST-214B-RC	2 1/4" x 1 1/4"

SHELF PACK: (9234, ST-214, ST-214-RC, ST-214B, ST-214B-RC) 10 Polybagged  
(DS-234) 30  
Gauge: (9234) 16 (.062)  
(All others) 18 (.050)  
FINISHES: (DS-234) 605, 622, 630, DU  
(ST-214, ST-214-RC, ST-214 B, ST-214 B-RC) 605, 619, 620, 622, 630, DU  
(9234) 605, 622, 629, 630, DU

\*Available in blank – no latchhole suffix B  
ie: ST-214 "B"

See inside back cover for display packed options

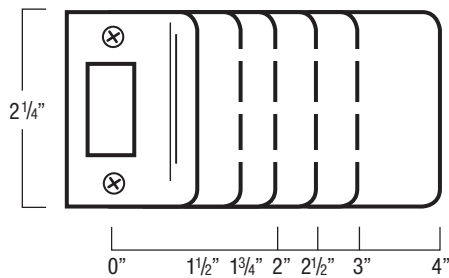
## 2 3/4" EXTENDED LIP STRIKE



NUMBER	DIMENSIONS
EL-202	2 3/4" x 2"
EL-203	2 3/4" x 3"
EL-204	2 3/4" x 4"
EL-205	2 3/4" x 5"
EL-225	2 3/4" x 2 1/2"

SHELF PACK: 10 Polybagged  
 Gauge: 13 (.095)  
 FINISHES: 622, BP, DU, SL

## 2 1/4" EXTENDED LIP STRIKE



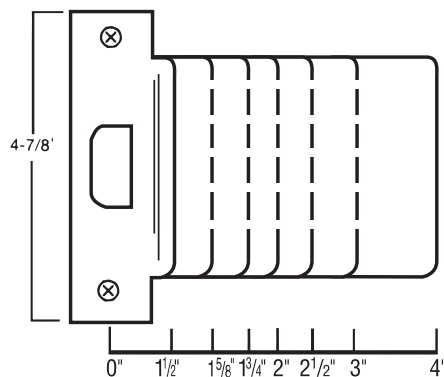
NUMBER	DIMENSIONS	RADIUS CORNER
9102	2 1/4" x 2"	9102 RC
9103	2 1/4" x 3"	9103 RC
9104	2 1/4" x 4"	9104 RC
9115	2 1/4" x 1 1/2"	9115 RC
9125	2 1/4" x 2 1/2"	9125 RC
9175	2 1/4" x 1 3/4"	9175 RC

**FEATURES:** Also available with 1/4" radius corners - RC  
 (ie: 9115 630 RC)

SHELF PACK: 10 Polybagged  
 Gauge: 18 (.050)  
 FINISHES: 605, 609, 619, 620, 622, 629, 630, DU

See inside back cover for display packed options

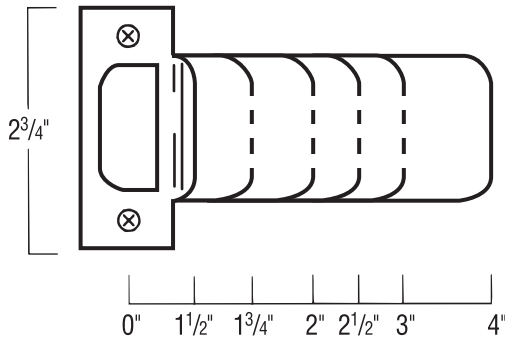
## 4 7/8" EXTENDED LIP ANSI STRIKE



NUMBER	DIMENSIONS
EST-102	4 7/8" x 2"
EST-103	4 7/8" x 3"
EST-104	4 7/8" x 4"
EST-115	4 7/8" x 1 1/2"
EST-125	4 7/8" x 2 1/2"
EST-158	4 7/8" x 1 5/8"
EST-175	4 7/8" x 1 3/4"

SHELF PACK: 5 Polybagged  
 Gauge: 13 (.095)  
 FINISH: 622, 630, DU

## 2 3/4" EXTENDED LIP T-STRIKE

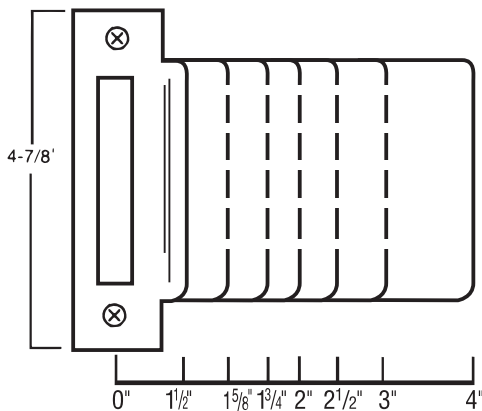


See inside back cover for display packed options

NUMBER	DIMENSIONS
T9102	2 3/4" x 2"
T9103	2 3/4" x 3"
T9104	2 3/4" x 4"
T9115	2 3/4" x 1 1/2"
T9125	2 3/4" x 2 1/2"
T9175	2 3/4" x 1 3/4"

SHELF PACK: 10 Polybagged  
 Gauge: 18 (.050)  
 FINISHES: 605, 609, 622, 630, DU

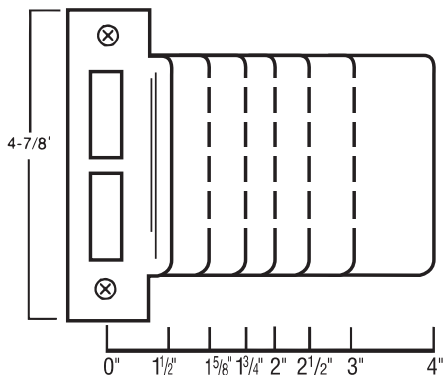
## MOSTISE TYPE EXTENDED LIP ANSI STRIKE



NUMBER	DIMENSIONS
MEST-102	4 7/8" x 2"
MEST-103	4 7/8" x 3"
MEST-104	4 7/8" x 4"
MEST-115	4 7/8" x 1 1/2"
MEST-125	4 7/8" x 2 1/2"
MEST-158	4 7/8" x 1 5/8"
MEST-175	4 7/8" x 1 3/4"

SHELF PACK: 5 Polybagged  
 Gauge: 13 (.095)  
 FINISH: 622, 630, DU

## SCHLAGE MORTISE LOCKS

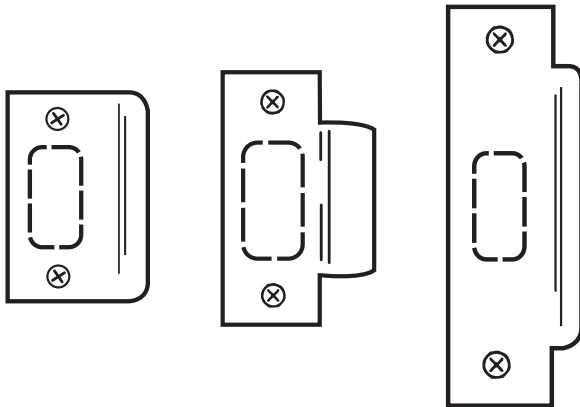


NUMBER	DIMENSIONS
SMEST-102	4 7/8" x 2"
SMEST-103	4 7/8" x 3"
SMEST-104	4 7/8" x 4"
SMEST-115	4 7/8" x 1 1/2"
SMEST-125	4 7/8" x 2 1/2"
SMEST-158	4 7/8" x 1 5/8"
SMEST-175	4 7/8" x 1 3/4"

SHELF PACK: 5 Polybagged  
 Gauge: 13 (.095)  
 FINISH: 622, 630, DU



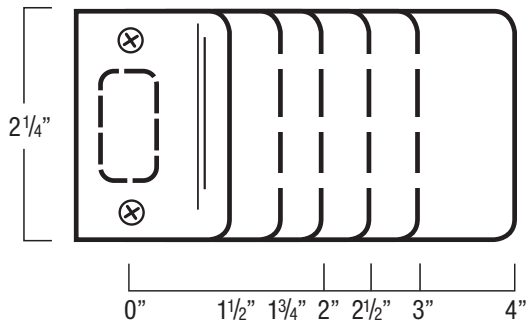
## STRIKE ONLY FOR ROLLER LATCHES



NUMBER	DIMENSIONS
1700 SO	2 1/4" x 1 11/16"
1702 SO	2 3/4" x 1 1/8"
1704 SO	4 7/8" x 1 1/8"

SHELF PACK: 10  
 Gauge: (1700 SO) 9  
 (1702 SO) 16  
 (1704 SO) 13  
 FINISHES: 605, 622, 626, DU

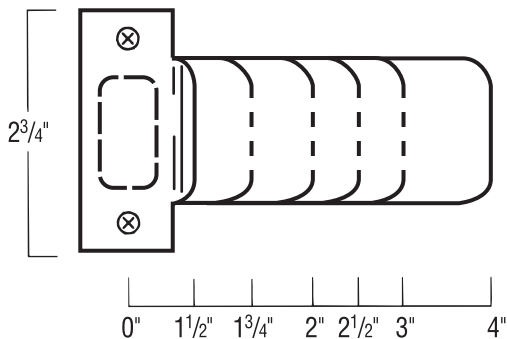
## 2 1/4" EXTENDED LIP DIMPLE STRIKE



NUMBER	DIMENSIONS
D9102	2 1/4" x 2"
D9103	2 1/4" x 3"
D9104	2 1/4" x 4"
D9115	2 1/4" x 1 1/2"
D9125	2 1/4" x 2 1/2"
D9175	2 1/4" x 1 3/4"

SHELF PACK: 10  
 Gauge: 18 (.050)  
 FINISHES: 605, 622, 630, DU

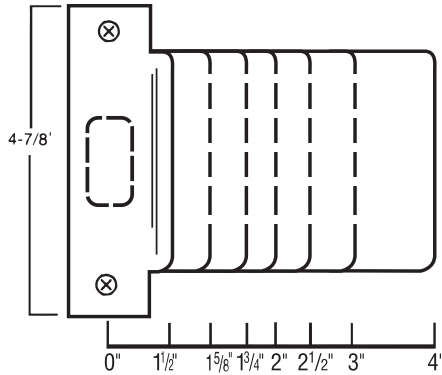
## 2 3/4" EXTENDED LIP DIMPLE STRIKE



NUMBER	DIMENSIONS
DT9102	2 3/4" x 2"
DT9103	2 3/4" x 3"
DT9104	2 3/4" x 4"
DT9115	2 3/4" x 1 1/2"
DT9125	2 3/4" x 2 1/2"
DT9175	2 3/4" x 1 3/4"

SHELF PACK: 10  
 Gauge: 18 (.050)  
 FINISHES: 605, 622, 630, DU

## 4 7/8" EXTENDED LIP DIMPLE STRIKE



NUMBER	DIMENSIONS
DEST-102	4 7/8" x 2"
DEST-103	4 7/8" x 3"
DEST-104	4 7/8" x 4"
DEST-115	4 7/8" x 1 1/2"
DEST-125	4 7/8" x 2 1/2"
DEST-158	4 7/8" x 1 5/8"
DEST-175	4 7/8" x 1 3/4"

SHELF PACK: 5 Polybagged  
 Gauge: 13 (.095)  
 FINISH: 622, 630, DU

## SECURITY STRIKES



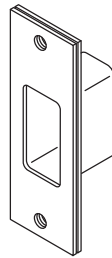
**2-SDS**  
For deadbolt



**2-SS**  
For key-in-knob



**2-SDS-8**  
Super strike  
for deadbolt

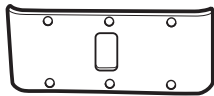


**BX-2-SDS**

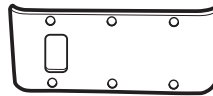
NUMBER	DIMENSIONS
2-SDS	4 7/8" x 1 1/4"
2-SS	4 7/8" x 1 1/4"
2-SDS-8	8" x 1 3/8"
BX-2-SDS	4 7/8" x 1 1/4"

SHELF PACK: 10  
 BX-2-SDS Polybagged, all others display pack  
 FEATURES: Supplied with 3" screws for extra security  
 FINISHES: BP, SL  
 Gauge: 13 (.095) Steel

## DOUBLE LIP STRIKES



**DL-11**  
Center Hung

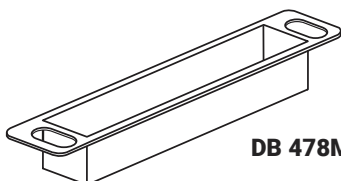


**DL-12**

NUMBER	DIMENSIONS
DL-11	5 3/4" x 2 3/4"
DL-12	5 3/4" x 2 3/4"

SHELF PACK: 10 Polybagged  
 FINISHES: 630  
 Gauge: 13 (.095) Steel

## DUST BOX



**DB 478M**

NUMBER	DIMENSIONS
DB 478M	4 7/8" x 1 3/16"

SHELF PACK: 10 Black Plastic



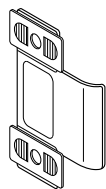
# ADJUSTABLE STRIKES



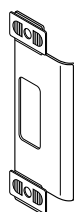
**A-2-SDS**  
Adjustable for  
deadbolt



**A-2-SS**  
Adjustable for  
key-in-knob



**9450**  
Adjustable  
"T" strike

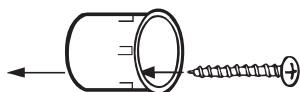


**9454**  
Adjustable  
ANSI strike

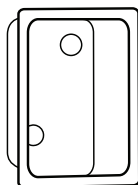
NUMBER	DIMENSIONS
A-2-SDS	1 1/4" x 3 3/8"
A-2-SS	1 3/4" x 3 3/8"
9450	1 1/4" x 2 3/4"
9454	1 1/4" x 4 7/8"

SHELF PACK: 10 Polybagged  
FINISHES: (A-2-SDS, A-2-SS) BP, SL  
(9450, 9454) BP, CP  
13 (.095) Gauge Steel

# THIMBLE STRIKE



**TS-100**  
Thimble strike



**TS-200**  
Thimble strike

NUMBER	OPENING SIZE
TS-100	1" Diameter
TS-200	7/8" x 1 3/8"

SHELF PACK: 20 Polybagged  
FINISHES: BP, CP

# SERIES-8, SERIES-12 AND SERIES-18 STRIKES



Single hole version  
designed to work with  
key-in-knob or deadbolt



Double hole  
version designed  
to use with either  
3 5/8" or 4" centered  
locksets



Double hole version  
designed to use with  
either 5 1/2" or 6"  
center holes



Mortise hole version  
with "universal" center  
hole

NUMBER	DIMENSIONS
<b>AST-21341</b>	18" x 1 3/4"
<b>AST-21381</b>	18" x 1 3/8"
<b>FL-208N</b>	8" x 1 3/8"
<b>FL-208W</b>	8" x 1 3/4"
<b>FL-212N</b>	12" x 1 3/8"
<b>FL-212W</b>	12" x 1 3/4"

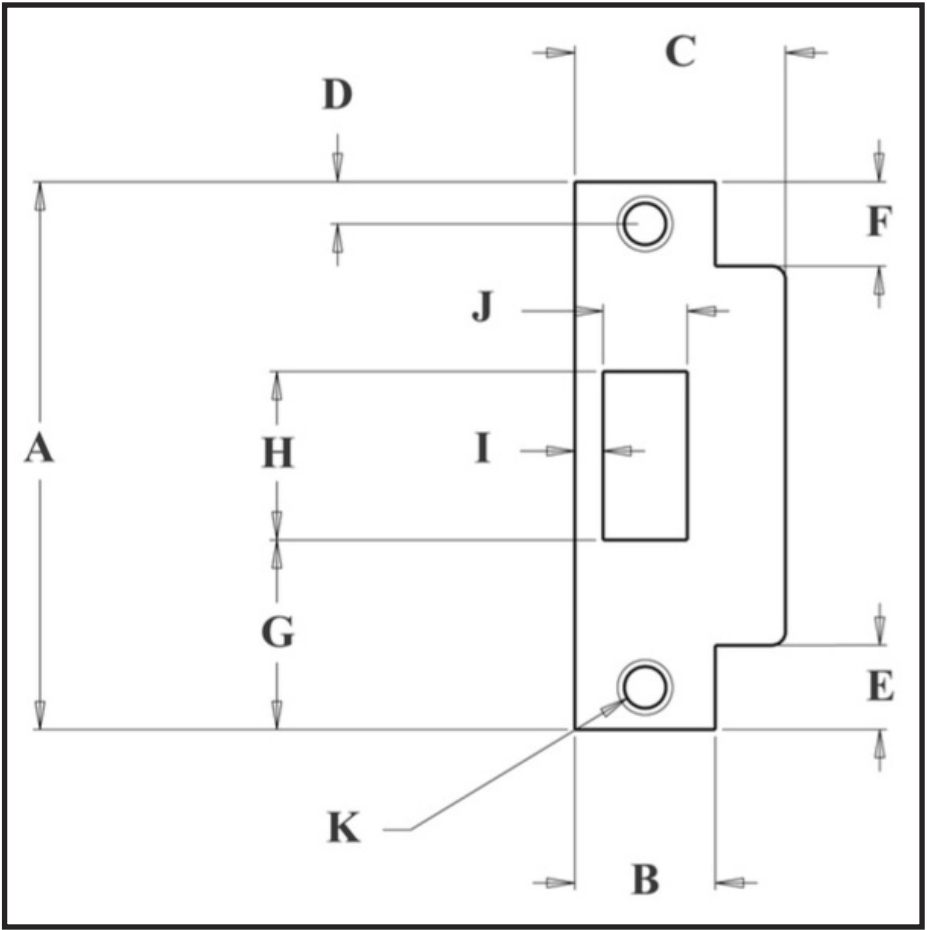
NUMBER	DIMENSIONS
<b>AST-21342</b>	18" x 1 3/4"
<b>AST-21382</b>	18" x 1 3/8"
<b>FL-212N4</b>	12" x 1 3/8"
<b>FL-212W4</b>	12" x 1 3/4"

NUMBER	DIMENSIONS
<b>AST-21346</b>	18" x 1 3/4"
<b>AST-21386</b>	18" x 1 3/8"
<b>FL-212N6</b>	12" x 1 3/8"
<b>FL-212W6</b>	12" x 1 3/4"

NUMBER	DIMENSIONS
<b>AST-2134M</b>	18" x 1 3/4"
<b>AST-2138M</b>	18" x 1 3/8"
<b>FL-208NM</b>	8" x 1 3/8"
<b>FL-208WM</b>	8" x 1 3/4"
<b>FL-212NM</b>	12" x 1 3/8"
<b>FL-212WM</b>	12" x 1 3/4"

SHELF PACK: 10  
Gauge: 13 (.095) Steel  
FINISHES: BP, SL, WH

Polybagged



- For strikes with 2 latch holes, please add second hole with all necessary measurements.
- If strike is handed please note hand shown.

A=	E=	I=
B=	F=	J=
C=	G=	K (Screw Size)=
D=	H=	

Finish	Handing	Quantity	Lip
<input type="checkbox"/> 630	LH_____	_____	<input type="checkbox"/> Flat
<input type="checkbox"/> Steel-BP	RH_____		<input type="checkbox"/> Curved
<input type="checkbox"/> Steel-DU			
<input type="checkbox"/> Steel-SL			

# The Industry Leader in Architectural Hardware and Door Security Products

# DON-JO MFG., INC.

## DISPLAY PACKAGED STRIKES

Package Size: 4" x 6 1/2" Shelf Pack: 10



NUMBER	DIMENSIONS
TS-234	2 3/4" x 1 1/8"

NUMBER	DIMENSIONS
EL-102	2 1/4" x 2"
EL-103	2 1/4" x 3"
EL-104	2 1/4" x 4"
EL-115	2 1/4" x 1 1/2"
EL-125	2 1/4" x 2 1/2"
EL-175	2 1/4" x 1 3/4"

NUMBER	DIMENSIONS
ETS-102	2 3/4" x 2"
ETS-103	2 3/4" x 3"
ETS-104	2 3/4" x 4"
ETS-115	2 3/4" x 1 1/2"
ETS-125	2 3/4" x 2 1/2"
ETS-175	2 3/4" x 1 3/4"

Driven by family values and an independent spirit, Don-Jo has set the industry standard for service, quality, innovation and value since 1981.

Headquartered in the Boston suburb of Sterling, MA, our inhouse engineering and manufacturing capabilities give us the flexibility to create innovative, cutting edge products that meet and exceed our customers' continually-evolving architectural hardware and door security and accessory needs.

From Custom Architectural Hardware to industry leading door security, protection and repair products, Don-Jo prides itself on developing world-class, commercial grade solutions that reliably deliver the confidence and control you need to effectively satisfy your architectural and security needs.

Our success comes from listening to you.




# DON-JO MFG., INC.

ARCHITECTURAL HARDWARE & ACCESSORIES

**Don't see what  
you're looking for?**

We make custom  
strikes for virtually  
any application.  
Use the Custom Quote  
Form inside this  
brochure, or email us at:  
info@don-jo.com



Visit [www.don-jo.com](http://www.don-jo.com) to explore our entire offering of  
Architectural Hardware & Door Safety and Security Products



PHONE: 978.422.3377  
FAX: 978.422.3467  
Toll Free: 800.628.8389  
Toll Free Fax: 800.278.8202

[www.don-jo.com](http://www.don-jo.com)  
[info@don-jo.com](mailto:info@don-jo.com)  
[sales@don-jo.com](mailto:sales@don-jo.com)  
[orders@don-jo.com](mailto:orders@don-jo.com)  
Section I, Version 2

