

**ROCKWOOD®**  
**ASSA ABLOY**

Experience a safer  
and more open world

**ROCKWOOD**  
PRICE BOOK – ARCHITECTURAL

USA & CANADA PRICES EFFECTIVE JULY 1, 2022

## Table of Contents

<b>General Information</b>	<b>2-5</b>	RightAngles (w/ or w/o GripZone)	7
Numeric Index	3	SkewTek (angled end pulls)	41
Ordering Information	4	Strikes	67
Post Mounted Pulls/General Information	5	SoftMet (*Santoprene™ grip)	20
<b>Architectural Pulls</b>	<b>6-55</b>	SoftTek (Santoprene™ grip)	20
AccenTek™ (solid pulls with accents)	43	Traditional (decorative pulls & plates)	45
AccenTek™ (solid groove pulls)	43	Tubular (1 ¼" and 1 ½" diameter pulls)	6
ArborMet (wood grip pulls)	35-37	<b>Leather Architectural Pulls</b>	<b>44-52</b>
ArborTek (wood grip pulls)	38-41	English Bridle Leather (straight & offset pulls)	46-47
BandWidth (collar mount pulls)	16-17	Flush Leather Pulls	51-53
CenTrex (shaped pulls)	42	Leather Oval (ergonomic pulls)	50
Classic (finial pulls)	45	Upholstery Leather GeoMetek	54
Edge Pulls (for closet doors)	8	Upholstery Leather (straight & offset pulls)	48-49
Flush Pulls	8	<b>Small Architectural Pulls</b>	<b>7-53</b>
GeoMetek (hex, diamond & narrow profile pulls)	57-60	ArborMet	13
Groove (straight & offset pulls)	21	GripZone	12
Knurled (straight & offset pulls)	57	Groove	12
LineaMax (grooved pulls)	27-30	Leather	55
Locking Door Pull System	61-65	MegaTek	11
MariTek (tapered pulls)	45	NeoMitre	13
MegaCurve (long curved pulls)	14	NoirMet	13
MegaTek (straight & offset pulls)	22-24	Wire	7
MezzoTek (necked post pulls)	15	<b>Architectural Accessories</b>	<b>8-9</b>
NeoCylinder (w/ or w/o GripZone)	56	Coat Hooks	9
NeoMax (pulls w/GripZone)	25-27	Door Stops	10
NeoMetrix (w/GripZone)	21	Push Plates, Pull Plates and Signage	10
NeoMitre (w/ or w/o GripZone)	56	<b>Architectural Finishes</b>	<b>68</b>
NoirMet (black anodized grip)	33-34	<b>Mounting Types</b>	<b>69</b>
NoirTek (black anodized grip)	31-32	<b>Mounting Details</b>	<b>70-71</b>
OvalTek (true oval grip)	18	<b>Fasteners - Spare Parts</b>	<b>72-74</b>
OvalTek (flat oval grip)	19	<b>Mounting Kits</b>	<b>75</b>
Panic Device	66		
PlanTek (flat front pulls)	44		

\*Santoprene™ is a registered trademark of the Exxon Mobil Corporation.

**ROCKWOOD**  
**ASSA ABLOY**

Experience a safer  
and more open world

USA & Canada Prices Effective July 1, 2022  
Check the websites for the most updated product information.

USA: 800 458 2424 • [www.rockwoodmfg.com](http://www.rockwoodmfg.com) | Canada: 800 461 3007 • [www.assaabloydss.ca](http://www.assaabloydss.ca)  
Copyright © 2021-2023, ASSA ABLOY Accessories and Door Controls Group, Inc. All rights reserved. Reproduction in whole or in part without the express written permission of ASSA ABLOY Accessories and Door Controls Group, Inc. is prohibited.

## Numeric Index

No.	Description	Page	No.	Description	Page
570	Dust Proof Strike .....	65	RM2200 - RM2244	BandWidth .....	16-17
DGBKIT	Bushing Kit for Glass Doors.....	65	RM2300 - RM2330	OvalTek (true oval).....	18
DP3301	MegaTek Dummy Pull (round).....	64	RM2400 - RM2420	OvalTek (flat oval).....	19
DP3401	NeoTek Dummy Pull.....	64	RM2510 - RM2544	SoftMet.....	20
DP7901	GeoMetek Dummy Pull (square)...	64	RM2610 - RM2640	SoftTek .....	20
ESK-SGL	Panic Strike Kits .....	67	RM3010 - RM3060	NeoMetrix.....	21
ESK-MS-SGL	Panic Strike Kits .....	67	RM3100 - RM3154	See RM3300-RM3342	
ES-310-1-3/4	Electric Strike Kits.....	67	RM3101 - RM3131	Groove.....	21
ESK-1600-SGL	Panic Strike Kits .....	67	RM3300 - RM3342	MegaTek.....	22-24
FL3301	Flat Latch Locking Pull .....	65	RM3400 - RM3442	NeoMax.....	25-27
LP3301	Locking Pull PostMount .....	61	RM3512 - RM3782	LineaMax.....	27-30
LP3305	Locking Pull PostMount .....	61	RM3800 - RM3854	NoirMet.....	31-32
LP3401	Locking Pull NeoTek .....	62	RM3900 - RM3954	NoirTek .....	33-34
LP6061	Locking Pull English Bridle.....	62-63	RM4000 - RM4054	ArborMet .....	35-37
	Leather Wrapped		RM4100 - RM4190	ArborTek .....	38-41
LP6161	Locking Pull Upholstery .....	63	RM4200 - RM4274	SkewTek .....	41
	Leather Wrapped		RM4400 - RM4516RH	CenTrex.....	42
LP6440	Locking Pull Upholstery .....	64	RM4700 - RM4820	AccenTek™ .....	43
	Leather Wrapped		RM5200 - RM5280	PlanTek.....	44
LP7901	Locking Pull GeoMetek.....	64	RM5500 - RM5598	Traditional.....	45
LPS01 - LPS12	Locking Pull Strikes.....	65	RM5650 - RM5670	Classic.....	45
PDU8500 - PDU8500-6	Panic Device .....	66	RM5700 - RM5702	MariTek.....	45
RM201 - RM372	Tubular.....	6	RM6060 - RM6092	English Bridle Leather .....	46-47
RM405 - RM423	RightAngles .....	7	RM6160 - RM6192	Upholstery Leather .....	48-49
RM710 - RM735	Small Pulls (Wire).....	7	RM6200 - RM6240	Leather Oval .....	50
RM751 - RM760	Edge Pulls - for Closet Doors.....	8	RM6300 - RM6354	Flush Leather Pulls .....	51-53
RM780 - RM790	Flush Pulls .....	8	RM6400 - RM6440	Upholstery Leather GeoMetek.....	54
RM801 - RM843	Coat Hooks.....	9	RM6500 - RM6730	Small Pulls (Leather) .....	55
RM850 - RM877	Door Stops.....	10	RM7210 - RM7240	NeoCylinder .....	56
RM1010 - RM1160	Push Plates, Pull Plates, .....	10	RM7300 - RM7450	NeoMitre .....	56
	and Signage		RM7501 - RM7531	Knurled .....	57
RM1200 - RM1270	Small Pulls (MegaTek, Groove)...	11-12	RM7700	GeoMetek (Hexagonal) .....	57
RM1300 - RM1370	Small Pulls (GripZone) .....	12	RM7800 - RM7865	GeoMetek (Diamond) .....	58-58
RM1410 - RM1470	Small Pulls (NoirMet) .....	13	RM7900 - RM7960	GeoMetek (Narrow Profile).....	59-60
RM1510 - RM1570	Small Pulls (ArborMet) .....	13	SP1001 - SP1082	Fasteners - Spare Parts .....	72-74
RM1675	Small Pulls (NeoMitre).....	13	KIT1 - KITRM380G	Mounting Kits.....	75
RM2000 - RM2034	MegaCurve.....	14			
RM2110 - RM2150	MezzoTek.....	15			

USA & Canada Prices Effective July 1, 2022  
Check the websites for the most updated product information.

USA: 800 458 2424 • [www.rockwoodmfg.com](http://www.rockwoodmfg.com) | Canada: 800 461 3007 • [www.assaabloydss.ca](http://www.assaabloydss.ca)

Copyright © 2021-2023, ASSA ABLOY Accessories and Door Controls Group, Inc. All rights reserved. Reproduction in whole or in part without the express written permission of ASSA ABLOY Accessories and Door Controls Group, Inc. is prohibited.

**ROCKWOOD®**

**ASSA ABLOY**

Experience a safer  
and more open world

## Ordering Information

This price list cancels and supersedes all prior listings.

Orders are accepted with the understanding that they will be billed at prices in effect at time of shipment.

Prices are subject to change without notice.

We reserve the right to decline the whole or part of orders in which the price or quantity of goods is not acceptable to us.

NOTE: If matching pulls to a previous job, please provide original PO or Order #.

## Easy Order Placement

### USA:

By Phone: 1-800-458-2424 Monday through Thursday 8:00 am ET to 7:30 pm ET, Friday 8:00 am ET to 4:30 pm ET

By Fax: Orders may be faxed to 1-800-922-9212

By Email: [orders.rockwood@assaabloy.com](mailto:orders.rockwood@assaabloy.com)

By Internet: <http://extranet.assaabloydss.com/> and select Order Entry under the Customer Service Menu

### Canada:

By Phone: 1-800-461-3007 Monday through Friday 8:00 am ET to 4:30 pm ET

By Fax: Orders may be faxed to 1-800-461-8989

By Email: [cavau-orders@assaabloy.com](mailto:cavau-orders@assaabloy.com)

By Internet: <http://extranet.assaabloydss.ca/> and select Order Entry under the Customer Service Menu

## Terms and Conditions of Sale

Terms: 1% 15 days, net 30 days

Remit Payment To: PNC Bank/Rockwood, PO Box 644489, Pittsburgh, PA 15264-4489

For Terms & Conditions and Warranty information pertaining to product sales in Canada, please visit [www.assaabloy.ca/terms](http://www.assaabloy.ca/terms)

## Freight Policy

Freight Allowance: All prices are F.O.B. Rockwood, Pennsylvania and/or Ventura, California. Full freight will be allowed on shipments of \$1,750 net and over within the continental limits of the United States (Alaska and Hawaii \$2,500 net and over). All shipments are routed most cost effective route of our choice. We reserve the right to designate the carrier.

## Special Order Material

Special items made to your specifications are not returnable. These items are not subject to cancellation without consideration of expense involved at the cancellation date.

## Samples

Salable samples will be charged at regular prices.

## Returned Goods

Return no merchandise without written permission from the factory. Authorization will insure your receiving proper credit. Errors in shipping may occasionally occur. If this is the case immediately notify the factory, and we will gladly make the proper adjustments. If the error is at the customer's end, a minimum charge of 25% plus freight will be incurred for handling. Unauthorized claims for labor or charges will not be allowed. No credit will be allowed beyond six months after invoice date.

## Shortages

Claims for shortages must be made within 30 days of invoice date.

## Templates

Upon request we will furnish templates for any of our standard items of manufacture. Commonly used templates are available on our website at [www.rockwoodmfg.com](http://www.rockwoodmfg.com).

## Product Weight Information

NOTE: Weights indicated throughout the price list are approximate for brass, bronze or stainless steel base material. Aluminum base materials weigh approximately 1/3 the listed weights.

## Engraving

Engraving may be added on many pulls and plates. Call factory for pricing.

## Safer2Open™ Solutions

**Safer2Open™** Solutions available on select Architectural Pulls with a straight post. Configure extended posts and/or closer posts, to easily allow for your arm to be placed above, below, or through the pull, limiting touch points.

**For Terms and Conditions as well as Warranty information pertaining to product sales in Canada, please visit [www.assaabloy.ca/terms](http://www.assaabloy.ca/terms)**

**ROCKWOOD**  
**ASSA ABLOY**

Experience a safer  
and more open world

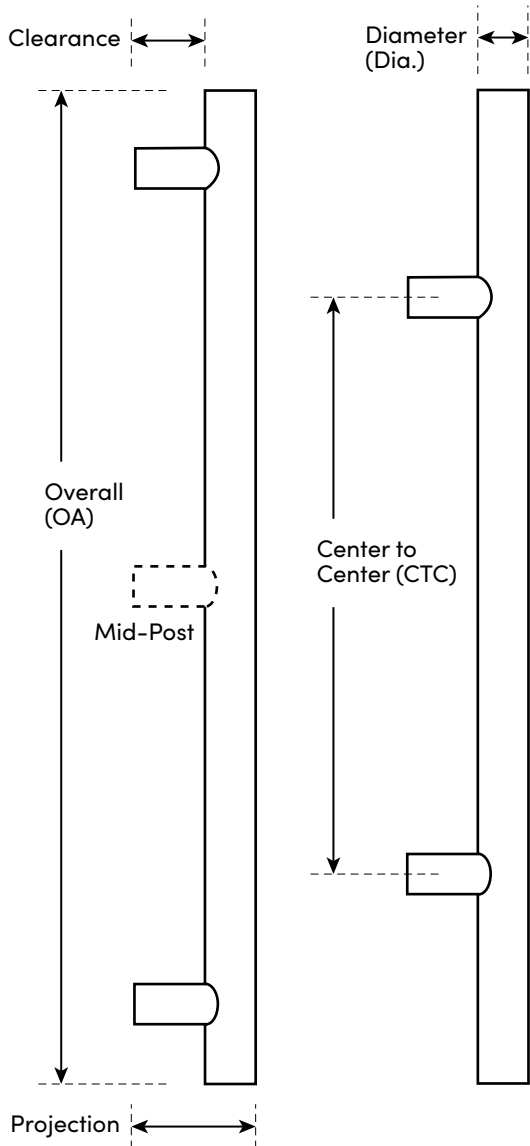
USA & Canada Prices Effective July 1, 2022  
Check the websites for the most updated product information.

USA: 800 458 2424 • [www.rockwoodmfg.com](http://www.rockwoodmfg.com) | Canada: 800 461 3007 • [www.assaabloydss.ca](http://www.assaabloydss.ca)  
Copyright © 2021-2023, ASSA ABLOY Accessories and Door Controls Group, Inc. All rights reserved. Reproduction in whole or in part without the express written permission of ASSA ABLOY Accessories and Door Controls Group, Inc. is prohibited.

## Post Mounted Pulls

It is our goal that you get the best possible functional and aesthetic door pull from our wide selection. On long door pulls there will naturally be a small amount of flexing between mounting points that are far apart. We offer the following guidelines to help you determine when a mid-post is required or when you should consider altering the location of the mounting posts (by moving them closer together) in order to minimize the flexing of the grip. Making the grip rigid by adding a mid-post is the ideal condition for long pulls on all doors but is particularly important on all glass doors that have an inherent flexing in the door itself. The combined flexing of the door and the pull can loosen mechanical joints and stress the fasteners.

Our recommendations for adding a mid-post to long door pulls is based on a theoretical pull load of 30 lbs. (foot pounds) maximum to open the door, which is a greater than the typical force required to open an average door. The maximum amount of deflection of the grip you will see at that force is  $\frac{3}{8}$ ". The conditions on your job site can vary due to door weight, wind loading, closer settings, locked doors being aggressively pulled and other circumstances. It is our recommendation that you add a mid-post if there is any question about heavy or hard to open doors; having an extra mounting point always makes for a more stable and durable installation.



On long pulls, post can be positioned closer to each other and farther away from ends as a strategy to avoid mid-post if door condition permits.

NOTE: When ordering Post Mounted Pulls, please list both CTC and OA lengths.

NOTE: Back-to-Back pulls are entered as a set.

POST MOUNTED PULLS SHAPES AND SIZES			
SHAPE	MATERIAL	MATERIAL Size	MAXIMUM CTC
<b>Round</b>			
	Stainless Steel	1"	70"
		1 1/4"	90"
		1 1/2"	110"
	Brass/Bronze	1"	57"
		1 1/4"	73"
		1 1/2"	87"
Aluminum	1"	66**	
	1 1/4"	90**	
	1 1/2"	115**	
<b>Oval</b>			
	Stainless Steel	1" x 1 1/2"	100"
		1" x 1 7/8"	119"
<b>Flat Oval</b>			
	Stainless Steel	3/4" x 1 1/2"	93"
<b>Square</b>			
	Stainless Steel	3/4" x 3/4"	62"
		1" x 1"	85"
<b>Rectangular</b>			
	Stainless Steel	1/2" x 1 1/4"	86"
		3/4" x 1 1/2"	110"
	Brass/Bronze	3/4" x 1 1/2"	89"
<b>Rectangular</b>			
	Stainless Steel	1/2" x 1 1/4"	52"
		3/4" x 1 1/2"	75"
	Brass/Bronze	3/4" x 1 1/2"	60"

\*The maximum length of anodized aluminum pulls is 87" due to our tank size. Longer aluminum pulls are available in satin finish and clear coated or powder coat paint.

\*\*The maximum length to powder coat a pull is 118".

USA & Canada Prices Effective July 1, 2022

Check the websites for the most updated product information.

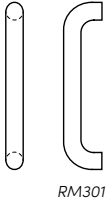
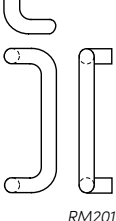
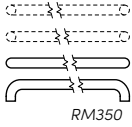
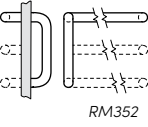
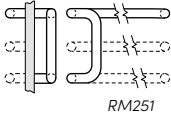
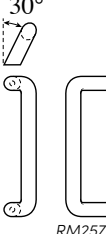
USA: 800 458 2424 • www.rockwoodmfg.com | Canada: 800 461 3007 • www.assaabloydss.ca

Copyright © 2021-2023, ASSA ABLOY Accessories and Door Controls Group, Inc. All rights reserved. Reproduction in whole or in part without the express written permission of ASSA ABLOY Accessories and Door Controls Group, Inc. is prohibited.

**ROCKWOOD**  
**ASSA ABLOY**

Experience a safer  
and more open world

## Tubular - 1 1/4" & 1 1/2" Diameter Pulls

Straight Pulls											
Part	CTC	Dia.	28/628	313/710 315/711	3/605 4/606	10/612 10B/613	Stock PC/ 10BE/BSP	32D/630	32/629	32D316	32316
 RM301	12"	1 1/4"	167	185	433	468	246	162	183	245	274
RM302	18"	1 1/4"	187	207	460	496	273	188	210	282	314
RM303	24"	1 1/4"	207	228	485	523	299	212	237	319	356
RM304	36"	1 1/4"	248	273	537	582	394	261	293	390	435
RM321	12"	1 1/2"	187	206	525	567	290	204	228	305	341
RM322	18"	1 1/2"	207	228	552	596	316	228	255	342	381
RM323	24"	1 1/2"	227	250	578	624	341	252	281	377	423
RM324	36"	1 1/2"	266	295	630	680	437	300	336	450	505
90° Offset Pulls											
 RM201	12"	1 1/4"	190	218	330	348	285	199	243	284	331
RM202	18"	1 1/4"	208	238	368	385	310	222	267	313	360
RM203	24"	1 1/4"	224	256	404	422	333	243	287	350	398
RM204	36"	1 1/4"	263	293	485	504	406	272	320	387	435
RM221	12"	1 1/2"	246	270	394	422	316	228	287	341	380
RM222	18"	1 1/2"	263	283	439	460	392	259	320	387	432
RM223	24"	1 1/2"	283	300	495	513	421	285	351	430	478
RM224	36"	1 1/2"	320	338	584	604	460	323	387	484	538
Push Bars - Add \$6.80/in. per bar for extra length bars over 36".											
 RM350	Up to 36"	1 1/4"	246	275	368	394	316	228	255	342	350
RM370	Up to 36"	1 1/2"	283	311	439	475	414	278	312	417	467
Straight Push Pull Sets - Specify Push Bar CTC. Add \$6.80/in. per bar for extra length bars over 36".											
 RM351	12"	1 1/4"	389	437	645	695	560	414	465	620	638
RM352	18"	1 1/4"	399	446	682	736	575	429	479	643	655
RM371	12"	1 1/2"	483	529	773	836	638	487	545	729	815
RM372	18"	1 1/2"	510	557	799	862	701	515	578	775	864
Offset Push Pull Sets - Specify Push Bar CTC. Add \$6.80/in. per bar for extra length bars over 36".											
 RM251	12"	1 1/4"	458	510	718	773	594	447	500	668	705
RM252	18"	1 1/4"	473	529	754	813	615	465	520	696	729
RM271	12"	1 1/2"	547	594	854	924	709	524	586	784	875
RM272	18"	1 1/2"	571	614	900	972	739	554	619	828	923
Heavy Duty 30° Offset Pulls											
 RM257	10"	1 1/4"	200	218	443	479	423	287	322	430	472
RM258	12"	1 1/4"	218	238	475	514	450	313	352	469	502
RM259	18"	1 1/4"	224	246	524	566	485	345	386	517	543

NOTE: Engraving "Push" or "Pull" add \$108.00 (1/2" letter height).

NOTE: Post location on push bars can be located 1/8" from end for narrow & medium stile doors and 1" from end for flush and wide stile doors.

- Order Form available when ordering RM350 & RM370.

**ROCKWOOD**  
**ASSA ABLOY**

Experience a safer  
and more open world

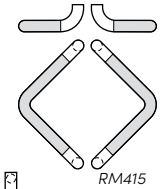
USA & Canada Prices Effective July 1, 2022  
Check the websites for the most updated product information.

USA: 800 458 2424 • www.rockwoodmfg.com | Canada: 800 461 3007 • www.assaabloydss.ca  
Copyright © 2021-2023, ASSA ABLOY Accessories and Door Controls Group, Inc. All rights reserved. Reproduction in whole or in part without the express written permission of ASSA ABLOY Accessories and Door Controls Group, Inc. is prohibited.

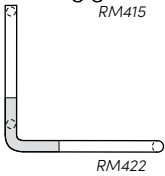
## RightAngles - with or without GripZone



RM410



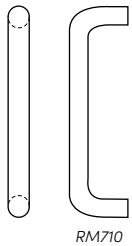
RM415



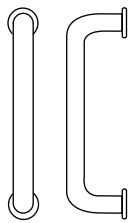
RM422

Without GripZone (RM410-RM413 specify handing and height x width when ordering.)									
Part	28/628	313/710 315/711	3/605 4/606	10/612 10B/613	Stock PC/ 10BE/BSP	32D/630	32/629	32D316	32316
<b>RM405-15</b>	301	342	510	551	441	258	290	382	433
<b>RM410</b> (leg up)	623	716	1,090	1,177	817	531	610	791	911
<b>RM411</b> (leg down)	623	716	1,090	1,177	817	531	610	791	911
<b>RM412</b> (leg up)	1,059	1,210	1,231	1,331	1,274	899	1,029	1,344	1,537
<b>RM413</b> (leg down)	1,059	1,210	1,231	1,331	1,274	899	1,029	1,344	1,537
With GripZone (RM420-RM423 specify handing and height x width when ordering.)									
Part	3/605	9/611	32/629	32316					
<b>RM415-15</b>	700	809	503	966					
<b>RM420</b> (leg up)	1,377	1,578	982	1,883					
<b>RM421</b> (leg down)	1,377	1,578	982	1,883					
<b>RM422</b> (leg up)	1,780	2,046	1,254	2,444					
<b>RM423</b> (leg down)	1,780	2,046	1,254	2,444					

## Small Pulls - for Cabinets, Casework and Closets



RM710



RM715

Wire Pulls - without base plates								
Part	CTC	Dia.	3/605 4/606	10B/613	Stock PC/ 10BE/BSP	26/625 26D/626	32D/630	32/629
<b>RM710-4</b>	4"	3/8"	44	47	46	44	27	29
<b>RM710-5</b>	5"	3/8"	45	48	47	45	28	30
<b>RM710-6</b>	6"	3/8"	47	52	50	48	29	34
<b>RM720-4</b>	4"	1/2"	54	59	53	54	29	34
<b>RM720-5</b>	5"	1/2"	55	60	55	55	30	36
<b>RM720-6</b>	6"	1/2"	57	61	58	57	34	38
<b>RM730-5</b>	5"	5/8"	62	66	61	62	36	39
<b>RM730-6</b>	6"	5/8"	64	68	62	64	37	41
<b>RM730-7</b>	7"	5/8"	65	72	63	65	38	42
Wire Pulls - with base plates								
<b>RM715-4</b>	4"	3/8"	68	73	72	68	50	54
<b>RM715-5</b>	5"	3/8"	72	78	76	72	52	56
<b>RM715-6</b>	6"	3/8"	73	79	77	77	53	62
<b>RM725-4</b>	4"	1/2"	82	87	80	82	54	63
<b>RM725-5</b>	5"	1/2"	83	88	81	83	55	64
<b>RM725-6</b>	6"	1/2"	84	92	84	84	56	65
<b>RM735-5</b>	5"	5/8"	88	97	84	88	56	65
<b>RM735-6</b>	6"	5/8"	92	99	87	92	61	68
<b>RM735-7</b>	7"	5/8"	93	101	88	93	62	69

USA & Canada Prices Effective July 1, 2022

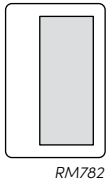
Check the websites for the most updated product information.

USA: 800 458 2424 • www.rockwoodmfg.com | Canada: 800 461 3007 • www.assaabloydss.ca

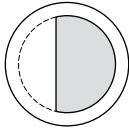
Copyright © 2021-2023, ASSA ABLOY Accessories and Door Controls Group, Inc. All rights reserved. Reproduction in whole or in part without the express written permission of ASSA ABLOY Accessories and Door Controls Group, Inc. is prohibited.

**ROCKWOOD**  
**ASSA ABLOY**

Experience a safer  
and more open world



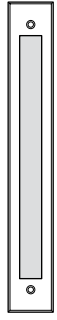
RM782



RM785

## Flush Pulls

Flush Pulls					
Part	Size	3/605 4/606	10B/613	Stock PC/ 10BE/BSP	26/625 26D/626
<b>RM780</b>	2 3/16" x 3 1/4"	46	51	51	51
<b>RM782</b>	2 11/16" x 4 3/16"	51	54	54	54
<b>RM785</b>	3 1/2" Dia.	63	56	68	66



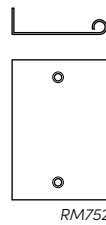
RM790

Flush Cup Pull				
Part	OA	Stock PC/ 10BE/BSP	32D/630	32/629
<b>RM790</b>	14"	202	129	143
	26"	238	151	170
	38"	258	180	202

NOTE: If ordering pull to mate with this product, the CTC of the pull needs to be 2" less than the overall of the flush pull.

- Order form available when ordering.

## Edge Pulls - for Closet Doors



RM752

Square Edge Door						
Part	Max OA	3/605 4/606	10/612 10B/613	Stock PC/ 10BE/BSP	32D/630	32/629
<b>RM751</b>	Up to 12"	117	125	114	84	94
<b>RM752</b>	Up to 12"	120	128	118	87	97

Bevel Edge Door						
<b>RM753</b>	Up to 12"	123	133	121	89	101
<b>RM754</b>	Up to 12"	125	135	124	94	105

Double Edge Pull - Square Edge						
<b>RM755</b>	Up to 12"	230	248	207	168	189

Concealed Edge Pull						
Part	Size	3/605 4/606	10/612 10B/613	Stock PC/ 10BE/BSP	26/625 26D/626	
<b>RM760</b>	1" x 4 1/4"	62	66	66	66	

- Specifying Information: 1. Select style pull number; 2. Select standard length [2", 2 1/2", 3", 4", 5", 6", 12" (max)]; 3. Specify door thickness [Example: RM752-4" 32D 1 3/4" door].

\* RM760 cannot be modified.

- Order form available when ordering.

**ROCKWOOD**  
**ASSA ABLOY**

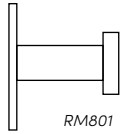
Experience a safer  
and more open world

USA & Canada Prices Effective July 1, 2022  
Check the websites for the most updated product information.

USA: 800 458 2424 • www.rockwoodmfg.com | Canada: 800 461 3007 • www.assaabloydss.ca  
Copyright © 2021-2023, ASSA ABLOY Accessories and Door Controls Group, Inc. All rights reserved. Reproduction in whole or in part without the express written permission of ASSA ABLOY Accessories and Door Controls Group, Inc. is prohibited.

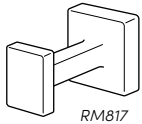


# Coat Hooks



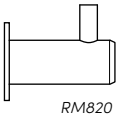
RM801

Part	Size	3/605 4/606	10B/613	Stock PC/ 10BE/BSP	26/625 26D/626	32D/630
RM801	1 ¼" x 1 ¾"	81	86	85	84	61
RM802	1 ¼" x 2 ¾"	82	87	86	86	64
RM803	1" x 2"	81	86	85		78
RM804	1" x 3"	82	87	86		79
RM805	1" x 1 ¾"	100	110	107	110	
RM806	1" x 3"	110	120	116	120	
RM807	1 ¼" x 2 ¾"	123	133	129	133	
RM808	1 ¼" x 3 ½"	133	143	140	141	
RM811	¾" x 1 ½"	55	59	57	55	
RM812	1 ¼" x 2 ¼"	57	62	61	57	



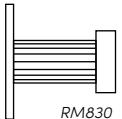
RM817

Part	Size	Stock PC/10BE/BSP	15/619
RM817	Square 1 ¾", 2 1/16" Projection	63	62



RM820

Part	Size	3/605 4/606 10B/613	Stock PC/ 10BE/BSP	32D/630	32/629
RM820	½" x 1 ⅝"		64	46	
RM821	⅝" x 2 ⅞"		66	47	
RM822	½" x 1 ½"		46	32	
RM823	⅝" x 2"		49	33	
RM828	¾"W x 2 ⅞"	96	77	61	83
RM829	¾"W x 1 ⅞"	86	75	77	79

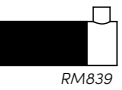


RM830

LineaMet Coat Hooks						
RM830 (w/base plate)	1 ¼" x 2 ¼"		99	71	77	
RM831	⅝" x 2 ⅞"		99	71	77	

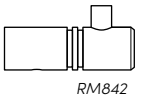
ArborMet Coat Hooks						
RM835 (w/base plate)	1 ¼" x 2 ¼"		99	71	77	
RM836	⅝" x 2 ⅞"		99	71	77	

SoftMet Coat Hooks						
RM838 (w/base plate)	1 ¼" x 2 ¼"		99	71	77	
RM839	⅝" x 2 ⅞"		99	71	77	



RM839

Groove Coat Hooks						
RM840 (w/base plate)	½" x 1 ⅝"		81	55		
RM841 (w/base plate)	⅝" x 2 ⅞"		86	60		
RM842	½" x 1 ½"		71	46		
RM843	⅝" x 2"		75	48		



RM842

USA & Canada Prices Effective July 1, 2022

Check the websites for the most updated product information.

USA: 800 458 2424 • www.rockwoodmfg.com | Canada: 800 461 3007 • www.assaabloydss.ca

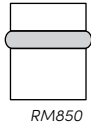
Copyright © 2021-2023, ASSA ABLOY Accessories and Door Controls Group, Inc. All rights reserved. Reproduction in whole or in part without the express written permission of ASSA ABLOY Accessories and Door Controls Group, Inc. is prohibited.

**ROCKWOOD**

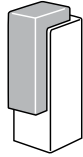
**ASSA ABLOY**

Experience a safer  
and more open world

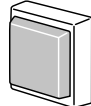
## Door Stops




RM850



RM857



RM867




RM876

Floor Mounted						
Part	Height	3/605 4/606	10/612 10B/613	Stock PC/ 10BE/BSP	26/625 26D/626	32D/630
RM850	1 1/2"	32	34	49	32	38
RM851	2 1/2"	68	75	72	68	59
RM855	1 3/4"	60	64	62	55	51
RM856	2 3/4"	73	79	77	73	62
Part	Size				Stock PC/ 10BE/BSP	15/619
RM857	Square 1" Base, 2 3/4" Projection				77	77

Black bumpers available. Suffix BB after part number. (ex: RM850BB.32D) Add on charge will apply.

Wall Mounted						
Part	Projection	3/605 4/606	10/612 10B/613	Stock PC/ 10BE/BSP	26/625 26D/626	32D/630
RM860	1 3/32"	35	37	37	34	27
RM861	1 3/32"	35	37	37	34	27
Part	Size				Stock PC/ 10BE/BSP	15/619
RM867	Square 1 3/4" Base, 3/4" Projection				61	60
Base Board Mounted						
Part	Projection	3/605 4/606	10/612 10B/613	Stock PC/ 10BE/BSP	26/625 26D/626	32D/630
RM870	1 1/2"	47	52	50	44	30
RM871	3 1/4"	47	52	50	44	30
RM872	3 3/4"	47	52	50	44	30
RM875	1 1/2"	66	72	69	66	47
RM876	3 1/4"	66	72	69	66	47
RM877	3 3/4"	66	72	69	66	47

## Push Plates, Pull Plates and Signage



RM1010



RM1030



RM1120H



RM1120L

Square Corner - Adhesive Mount						
Part	Size	3/605 4/606	10/612 10B/613	Stock PC/ 10BE/BSP	32D/630	32/629
RM1010	4" x 22"				68	74
RM1010H	4" x 22"				100	113
RM1010L	4" x 22"				100	113
Square Corner - Screw Mount						
RM1020	4" x 22"	107	118	81	48	55
RM1020H	4" x 22"	151	164	121	84	95
RM1020L	4" x 22"	151	164	121	84	95
Radius End Corner - Adhesive Mount						
RM1030	4" x 22"				84	95
RM1030H	4" x 22"				118	132
RM1030L	4" x 22"				118	132
Radius End Corner - Screw Mount						
RM1040	4" x 22"	131	143	101	68	74
RM1040H	4" x 22"	172	187	138	100	113
RM1040L	4" x 22"	172	187	138	100	113
Indicator Plates - Adhesive Mount						
Part	Size	3/605 4/606	10/612 10B/613	Stock PC/ 10BE/BSP	32D/630	32/629
RM1110H	1" Dia.	88	101	98	71	79
RM1110L	1" Dia.	88	101	98	71	79
RM1120H	2 1/2" Dia.	88	101	98	71	79
RM1120L	2 1/2" Dia.	88	101	98	71	79
RM1150M	2" x 4"	96	110	104	79	89
RM1150W	2" x 5 3/4"	99	114	107	82	91
Indicator Plates - Screw Mount						
RM1160M	2" x 4"	96	110	104	79	89
RM1160W	2" x 5 3/4"	99	114	107	82	91

**ROCKWOOD**  
**ASSA ABLOY**

Experience a safer  
and more open world

USA & Canada Prices Effective July 1, 2022

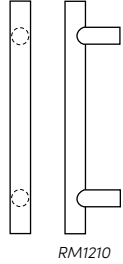
Check the websites for the most updated product information.

USA: 800 458 2424 • www.rockwoodmfg.com | Canada: 800 461 3007 • www.assaabloydss.ca

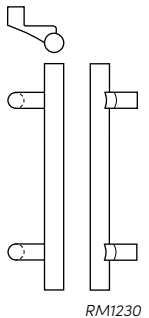
Copyright © 2021-2023, ASSA ABLOY Accessories and Door Controls Group, Inc. All rights reserved. Reproduction in whole or in part without the express written permission of ASSA ABLOY Accessories and Door Controls Group, Inc. is prohibited.

# MegaTek - Small Pulls for Cabinets, Casework & Closet Doors

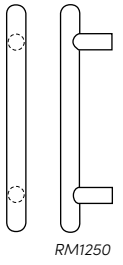
Straight - Flat Ends							
Part	Max OA	Dia.	3/605 4/606	10B/613	Stock PC/ 10BE/BSP	32D/630	32/629
RM1200-4	5 7/8"	1/2"	72	78	61	29	34
RM1200-5	6 7/8"	1/2"	73	81	62	30	35
RM1200-6	7 7/8"	1/2"	75	82	77	43	51
RM1200-8	9 7/8"	1/2"	79	84	81	50	54
RM1200-10	11 7/8"	1/2"	83	88	87	53	59
RM1200-12	13 7/8"	1/2"	93	102	90	56	65
RM1200-18	19 7/8"	1/2"	125	135	96	62	70
RM1200-24	25 7/8"	1/2"	143	155	110	74	84
RM1200-30	31 7/8"	1/2"	170	182	123	87	96
RM1210-5	6 7/8"	5/8"	96	101	76	42	48
RM1210-6	7 7/8"	5/8"	97	102	80	47	53
RM1210-7	8 7/8"	5/8"	97	104	88	54	62
RM1210-8	9 7/8"	5/8"	99	106	90	56	65
RM1210-10	11 7/8"	5/8"	113	123	93	59	68
RM1210-12	13 7/8"	5/8"	120	128	96	62	70
RM1210-18	19 7/8"	5/8"	165	178	114	81	90
RM1210-24	25 7/8"	5/8"	188	204	128	91	104
RM1210-30	31 7/8"	5/8"	225	245	138	100	111
Offset - Flat Ends							
RM1230-5	6 7/8"	5/8"			127	90	101
RM1230-6	7 7/8"	5/8"			128	91	102
RM1230-7	8 7/8"	5/8"			131	95	105
RM1230-8	9 7/8"	5/8"			136	99	111
RM1230-10	11 7/8"	5/8"			138	100	113
RM1230-12	13 7/8"	5/8"			140	102	115
RM1230-18	19 7/8"	5/8"			168	116	129
RM1230-24	25 7/8"	5/8"			186	131	146
RM1230-30	31 7/8"	5/8"			191	137	153
Straight - Round Ends							
RM1240-4	5 7/8"	1/2"	84	92	85	52	59
RM1240-5	6 7/8"	1/2"	86	93	87	53	61
RM1240-6	7 7/8"	1/2"	87	96	88	54	62
RM1240-8	9 7/8"	1/2"	91	99	93	59	65
RM1240-10	11 7/8"	1/2"	93	102	98	64	72
RM1240-12	13 7/8"	1/2"	101	107	104	70	78
RM1240-18	19 7/8"	1/2"	131	143	124	74	83
RM1240-24	25 7/8"	1/2"	154	165	132	83	92
RM1240-30	31 7/8"	1/2"	172	187	147	96	107
RM1250-5	6 7/8"	5/8"	101	107	98	64	72
RM1250-6	7 7/8"	5/8"	104	113	99	65	73
RM1250-7	8 7/8"	5/8"	106	117	101	68	74
RM1250-8	9 7/8"	5/8"	110	119	103	69	77
RM1250-10	11 7/8"	5/8"	123	131	105	71	79
RM1250-12	13 7/8"	5/8"	127	140	108	73	82
RM1250-18	19 7/8"	5/8"	170	185	123	87	98
RM1250-24	25 7/8"	5/8"	196	210	138	100	114
RM1250-30	31 7/8"	5/8"	230	246	144	107	118
Offset - Round Ends							
RM1270-5	6 7/8"	5/8"			140	104	115
RM1270-6	7 7/8"	5/8"			141	104	116
RM1270-7	8 7/8"	5/8"			142	105	117
RM1270-8	9 7/8"	5/8"			146	108	119
RM1270-10	11 7/8"	5/8"			147	110	122
RM1270-12	13 7/8"	5/8"			150	113	125
RM1270-18	19 7/8"	5/8"			168	128	144
RM1270-24	25 7/8"	5/8"			181	141	155
RM1270-30	31 7/8"	5/8"			186	145	161



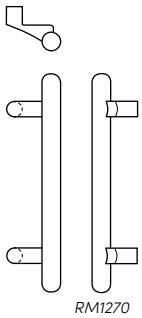
RM1210



RM1230



RM1250



RM1270

USA & Canada Prices Effective July 1, 2022

Check the websites for the most updated product information.

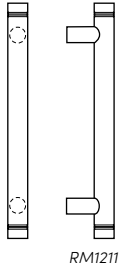
USA: 800 458 2424 • www.rockwoodmfg.com | Canada: 800 461 3007 • www.assaabloydss.ca

Copyright © 2021-2023, ASSA ABLOY Accessories and Door Controls Group, Inc. All rights reserved. Reproduction in whole or in part without the express written permission of ASSA ABLOY Accessories and Door Controls Group, Inc. is prohibited.

**ROCKWOOD**  
**ASSA ABLOY**

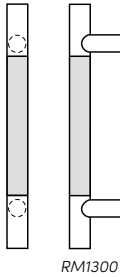
Experience a safer  
and more open world

## Groove - Small Pulls



Straight - Flat Ends							
Part	Max OA	Dia.	3/605 4/606	10/612 10B/613	Stock PC/ 10BE/BSP	32D/630	32/629
RM1211-5	6 7/8"	5/8"	105	114	98	64	72
RM1211-6	7 7/8"	5/8"	106	115	99	65	73
RM1211-7	8 7/8"	5/8"	107	117	101	68	74
RM1211-8	9 7/8"	5/8"	110	119	103	69	77
RM1211-10	11 7/8"	5/8"	120	128	104	70	78
RM1211-12	13 7/8"	5/8"	126	138	108	73	82

## GripZone - Small Pulls for Cabinets, Casework & Closet Doors



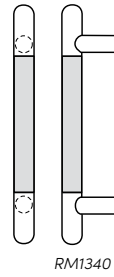
Straight - Flat Ends			
Part	Max OA	Dia.	32/629
RM1300-4	5 7/8"	1/2"	74
RM1300-5	6 7/8"	1/2"	77
RM1300-6	7 7/8"	1/2"	78
RM1300-8	9 7/8"	1/2"	79
RM1300-10	11 7/8"	1/2"	82
RM1300-12	13 7/8"	1/2"	88
RM1300-18	19 7/8"	1/2"	92
RM1300-24	25 7/8"	1/2"	107
RM1300-30	31 7/8"	1/2"	117

Straight - Flat Ends			
Part	Max OA	Dia.	32/629
RM1310-5	6 7/8"	5/8"	84
RM1310-6	7 7/8"	5/8"	86
RM1310-7	8 7/8"	5/8"	87
RM1310-8	9 7/8"	5/8"	88
RM1310-10	11 7/8"	5/8"	90
RM1310-12	13 7/8"	5/8"	92
RM1310-18	19 7/8"	5/8"	113
RM1310-24	25 7/8"	5/8"	124
RM1310-30	31 7/8"	5/8"	140

Offset - Flat Ends			
Part	Max OA	Dia.	32/629
RM1330-5	6 7/8"	5/8"	124
RM1330-6	7 7/8"	5/8"	125
RM1330-7	8 7/8"	5/8"	126
RM1330-8	9 7/8"	5/8"	131
RM1330-10	11 7/8"	5/8"	133
RM1330-12	13 7/8"	5/8"	140
RM1330-18	19 7/8"	5/8"	153
RM1330-24	25 7/8"	5/8"	168
RM1330-30	31 7/8"	5/8"	179



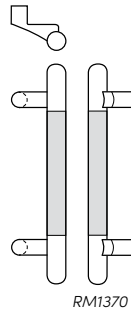
Straight - Round Ends			
Part	Max OA	Dia.	32/629
RM1340-4	5 7/8"	1/2"	86
RM1340-5	6 7/8"	1/2"	87
RM1340-6	7 7/8"	1/2"	88
RM1340-8	9 7/8"	1/2"	90
RM1340-10	11 7/8"	1/2"	92
RM1340-12	13 7/8"	1/2"	102
RM1340-18	19 7/8"	1/2"	110
RM1340-24	25 7/8"	1/2"	117
RM1340-30	31 7/8"	1/2"	131

Straight - Round Ends			
Part	Max OA	Dia.	32/629
RM1350-5	6 7/8"	5/8"	99
RM1350-6	7 7/8"	5/8"	100
RM1350-7	8 7/8"	5/8"	101
RM1350-8	9 7/8"	5/8"	102
RM1350-10	11 7/8"	5/8"	107
RM1350-12	13 7/8"	5/8"	110
RM1350-18	19 7/8"	5/8"	124
RM1350-24	25 7/8"	5/8"	140
RM1350-30	31 7/8"	5/8"	149

Offset - Round Ends			
Part	Max OA	Dia.	32/629
RM1370-5	6 7/8"	5/8"	140
RM1370-6	7 7/8"	5/8"	141
RM1370-7	8 7/8"	5/8"	142
RM1370-8	9 7/8"	5/8"	144
RM1370-10	11 7/8"	5/8"	146
RM1370-12	13 7/8"	5/8"	149
RM1370-18	19 7/8"	5/8"	168
RM1370-24	25 7/8"	5/8"	179
RM1370-30	31 7/8"	5/8"	194

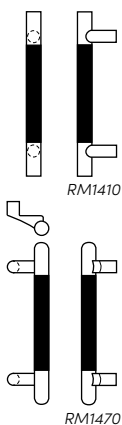


**ROCKWOOD**  
**ASSA ABLOY**

Experience a safer  
and more open world

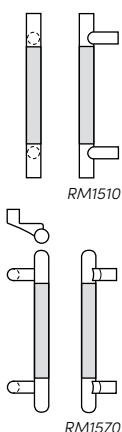
USA & Canada Prices Effective July 1, 2022  
Check the websites for the most updated product information.

USA: 800 458 2424 • www.rockwoodmfg.com | Canada: 800 461 3007 • www.assaabloydss.ca  
Copyright © 2021-2023, ASSA ABLOY Accessories and Door Controls Group, Inc. All rights reserved. Reproduction in whole or in part without the express written permission of ASSA ABLOY Accessories and Door Controls Group, Inc. is prohibited.



### NoirMet - Small Pulls

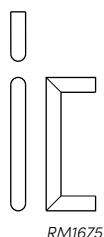
Straight - Flat Ends								
Part	Max OA	Dia.	3/605 4/606	10/612	10B/613	Stock PC/ 10BE/BSP	32D/630	32/629
RM1410-5	6 7/8"	5/8"	165	180	180	123	87	96
RM1410-6	7 7/8"	5/8"	170	185	185	125	89	100
Offset - Flat Ends								
RM1430-5	6 7/8"	5/8"				176	137	154
RM1430-6	7 7/8"	5/8"				181	141	156
Straight - Round Ends								
RM1450-5	6 7/8"	5/8"	197	213	213	146	108	119
RM1450-6	7 7/8"	5/8"	201	215	215	150	113	124
Offset - Round Ends								
RM1470-5	6 7/8"	5/8"				203	159	179
RM1470-6	7 7/8"	5/8"				209	164	187



### ArborMet - Small Pulls

Straight - Flat Ends								
Part	Max OA	Dia.	3/605 4/606	10/612	10B/613	Stock PC/ 10BE/BSP	32D/630	32/629
RM1510-5	6 7/8"	5/8"	174	188	188	128	91	105
RM1510-6	7 7/8"	5/8"	178	192	192	132	96	110
Offset - Flat Ends								
RM1530-5	6 7/8"	5/8"				186	145	163
RM1530-6	7 7/8"	5/8"				190	149	171
Straight - Round Ends								
RM1550-5	6 7/8"	5/8"	205	222	222	156	117	132
RM1550-6	7 7/8"	5/8"	210	225	225	160	120	140
Offset - Round Ends								
RM1570-5	6 7/8"	5/8"				211	169	192
RM1570-6	7 7/8"	5/8"				215	171	198

### NeoMitre - Small Pulls - for Cabinets, Casework and Closets



Straight Pulls					
Part	CTC	Dia.	Stock PC/ 10BE/BSP	32D/630	32/629
RM1675	6"	3/4"	137	103	115
	8"	3/4"	140	105	118
	10"	3/4"	142	108	121
	12"	3/4"	145	110	124
	18"	3/4"	153	117	131
	24"	3/4"	160	125	140
	30"	3/4"	168	132	148

- Order form available on website under RM1675.

USA & Canada Prices Effective July 1, 2022

Check the websites for the most updated product information.

USA: 800 458 2424 • www.rockwoodmfg.com | Canada: 800 461 3007 • www.assaabloydss.ca

Copyright © 2021-2023, ASSA ABLOY Accessories and Door Controls Group, Inc. All rights reserved. Reproduction in whole or in part without the express written permission of ASSA ABLOY Accessories and Door Controls Group, Inc. is prohibited.

**ROCKWOOD**

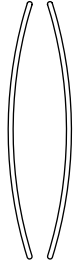
**ASSA ABLOY**

Experience a safer  
and more open world

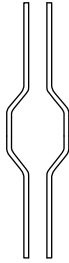
## MegaCurve - Long Curved Pulls



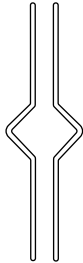
RM2000



RM2014



RM2020

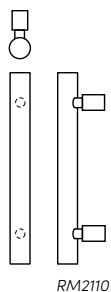


RM2034

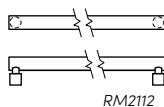
Mid Bow								
Part	Max OA	3/605 4/606	10/612 10B/613	Stock PC/ 10BE/BSP	32D/630	32/629	32D316	32316
<b>RM2000</b>	72"	2,314	2,501	1,683	1,387	1,555	2,076	2,315
	84"	2,392	2,584	1,755	1,456	1,629	2,177	2,428
	96"	2,468	2,666	1,828	1,523	1,707	2,279	2,542
<b>RM2004</b>	72"	2,460	2,656	1,806	1,503	1,684	2,248	2,508
	84"	2,536	2,739	1,880	1,571	1,758	2,349	2,620
	96"	2,612	2,822	1,953	1,637	1,836	2,450	2,733
Long Bow Pulls								
<b>RM2010</b>	72"	3,034	3,275	2,307	1,964	2,147	2,864	3,197
	84"	3,110	3,358	2,381	1,983	2,222	2,965	3,309
	96"	3,185	3,440	2,454	2,051	2,297	3,068	3,422
<b>RM2014</b>	72"	3,180	3,435	2,433	2,080	2,329	3,109	3,468
	84"	3,258	3,518	2,507	2,148	2,405	3,211	3,582
	96"	3,333	3,600	2,580	2,215	2,480	3,313	3,694
45° Pulls								
<b>RM2020</b>	72"	2,460	2,656	1,806	1,503	1,684	2,248	2,508
	84"	2,536	2,739	1,880	1,571	1,758	2,349	2,620
	96"	2,612	2,822	1,953	1,637	1,836	2,450	2,733
<b>RM2024</b>	72"	2,604	2,814	1,931	1,618	1,812	2,420	2,698
	84"	2,681	2,895	2,006	1,686	1,889	2,521	2,812
	96"	2,757	2,978	2,079	1,753	1,963	2,623	2,924
Triangle Pulls								
<b>RM2030</b>	72"	2,460	2,656	1,806	1,503	1,684	2,248	2,508
	84"	2,536	2,739	1,880	1,571	1,758	2,349	2,620
	96"	2,612	2,822	1,953	1,637	1,836	2,450	2,733
<b>RM2034</b>	72"	2,604	2,814	1,931	1,618	1,812	2,420	2,698
	84"	2,681	2,895	2,006	1,686	1,889	2,521	2,812
	96"	2,757	2,978	2,079	1,753	1,963	2,623	2,924

• Add \$6.80/in. over 96".

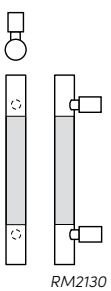
## MezzoTek - Necked Post Pulls



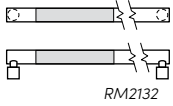
Straight Pulls without GripZone									
Part	Max OA	Dia.	3/605 4/606	10/612 10B/613	Stock PC/ 10BE/BSP	32D/630	32/629	32D316	32316
<b>RM2110</b>	12"	1 1/4"	665	720	393	259	290	387	432
	24"	1 1/4"	720	777	463	323	361	484	539
	36"	1 1/4"	774	836	531	387	433	580	648
	48"	1 1/4"	827	893	602	452	506	677	755
	60"	1 1/4"	862	930	649	494	554	742	825
	72"	1 1/4"	898	970	721	537	602	805	896
	84"	1 1/4"	934	1,008	768	579	650	870	968
	96"	1 1/4"	969	1,046	815	622	698	933	1,041
<b>RM2120</b>	12"	1 1/2"	723	781	407	272	305	409	454
	24"	1 1/2"	777	839	478	338	378	505	564
	36"	1 1/2"	830	898	548	401	450	601	671
	48"	1 1/2"	885	955	617	466	522	696	778
	60"	1 1/2"	920	993	663	507	569	760	848
	72"	1 1/2"	955	1,033	737	550	615	824	919
	84"	1 1/2"	991	1,071	783	593	663	888	989
	96"	1 1/2"	1,027	1,109	829	635	712	953	1,060



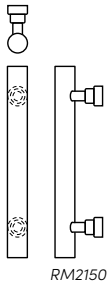
Push Bars without GripZone									
<b>RM2112</b>	Up to 36" CTC	1 1/4"	774	836	531	387	433	580	648
<b>RM2122</b>	Up to 36" CTC	1 1/2"	830	898	548	401	450	601	671



Straight Pulls with GripZone									
Part	Max OA	Dia.	3/605	9/611	32/629	32316			
<b>RM2130</b>	12"	1 1/4"	808	912	419	636			
	24"	1 1/4"	861	972	491	744			
	36"	1 1/4"	914	1,034	565	852			
	48"	1 1/4"	969	1,094	635	956			
	60"	1 1/4"	1,005	1,135	684	1,024			
	72"	1 1/4"	1,038	1,175	730	1,096			
	84"	1 1/4"	1,074	1,215	779	1,164			
	96"	1 1/4"	1,110	1,254	826	1,236			
<b>RM2140</b>	12"	1 1/2"	865	978	433	699			
	24"	1 1/2"	919	1,038	506	820			
	36"	1 1/2"	972	1,098	578	940			
	48"	1 1/2"	1,027	1,159	651	1,060			
	60"	1 1/2"	1,060	1,200	698	1,140			
	72"	1 1/2"	1,096	1,240	745	1,221			
	84"	1 1/2"	1,133	1,278	793	1,299			
	96"	1 1/2"	1,168	1,319	842	1,381			



Push Bars with GripZone									
<b>RM2132</b>	Up to 36" CTC	1 1/4"	914	1,034	565	852			
<b>RM2142</b>	Up to 36" CTC	1 1/2"	972	1,098	578	940			



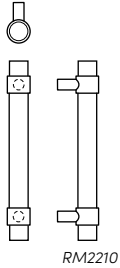
Double Stepped Post Pulls									
Part	Max OA	Dia.	3/605 4/606	10/612 10B/613	Stock PC/ 10BE/BSP	32D/630	32/629	32D316	32316
<b>RM2150</b>	12"	1"	515	557	420	282	318	425	474
	24"	1"	597	647	490	349	390	522	582
	36"	1"	680	735	560	413	462	618	691
	48"	1"	762	822	631	478	536	715	798
	60"	1"	843	911	706	520	583	780	870
	72"	1"	926	999	751	565	630	843	940
	84"	1"	1,008	1,089	798	606	680	909	1,012
	96"	1"	1,090	1,177	844	649	726	973	1,083

- Add \$6.80/in. over 96".
- MP (Mid Post) - Add \$80 each. (Recommended for maximum rigidity on long door pulls. See pg. 5 for guidelines.)
- Pulls with GripZone offer an additional aesthetic look, not a tactile feel. The grip zones are satin, the post and end sections are polished. US10B finish is not available on GripZone pulls.
- Order form available on website under RM2110 - RM2120, RM2130 - RM2140, RM2150.

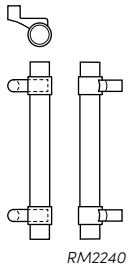
NOTE: Post location on push bars can be located 1/8" from end for narrow & medium stile doors and 1" from end for flush and wide stile doors.

BandWidth - Collar Mount Pulls

Straight Pulls - Flat Ends								
Part	Max OA	Dia.	3/605 4/606	10/612	10B/613	Stock PC/ 10BE/BSP	32D/630	32/629
<b>RM2200</b>	12"	1"	674	729	729	606	427	477
	24"	1"	783	844	844	661	475	534
	36"	1"	894	965	965	745	523	586
	48"	1"	1,005	1,085	1,085	800	572	639
	60"	1"	1,114	1,202	1,202	837	602	675
	72"	1"	1,223	1,321	1,321	873	635	710
	84"	1"	1,333	1,439	1,439	909	667	746
	96"	1"	1,445	1,558	1,558	946	698	782
<b>RM2210</b>	12"	1 ¼"	721	779	779	623	440	494
	24"	1 ¼"	828	894	894	677	488	547
	36"	1 ¼"	935	1,010	1,010	760	538	601
	48"	1 ¼"	1,040	1,124	1,124	815	584	655
	60"	1 ¼"	1,146	1,240	1,240	852	617	689
	72"	1 ¼"	1,254	1,352	1,352	887	649	724
	84"	1 ¼"	1,360	1,469	1,469	924	681	761
	96"	1 ¼"	1,467	1,585	1,585	959	710	797
Offset Pulls - Flat Ends								
<b>RM2230</b>	12"	1"	735		793	655	470	525
	24"	1"	843		912	739	519	580
	36"	1"	954		1,031	796	568	635
	48"	1"	1,067		1,150	851	615	688
	60"	1"	1,173		1,268	886	648	723
	72"	1"	1,285		1,387	923	679	760
	84"	1"	1,393		1,505	958	709	796
	96"	1"	1,504		1,625	997	741	831
<b>RM2240</b>	12"	1 ¼"	782		843	670	484	543
	24"	1 ¼"	888		957	756	534	595
	36"	1 ¼"	995		1,076	811	580	651
	48"	1 ¼"	1,099		1,188	864	626	702
	60"	1 ¼"	1,208		1,305	901	659	737
	72"	1 ¼"	1,313		1,419	939	691	773
	84"	1 ¼"	1,420		1,533	973	722	808
	96"	1 ¼"	1,527		1,648	1,010	755	845



RM2210



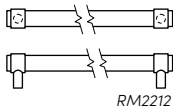
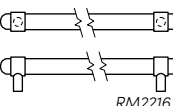
RM2240

- Add \$6.80/in. over 96".
- MP (Mid Post) - Add \$113 each. (Recommended for maximum rigidity on long door pulls. See pg. 5 for guidelines.)
- Specify finish of grip and collar.
- Order form available on website under RM2200 - RM2210, RM2230 - RM2240.

NOTE: Post location on push bars can be located ⅛" from end for narrow & medium stile doors and 1" from end for flush and wide stile doors.



## BandWidth - Collar Mount Pulls (con't)

Straight Pulls - Round Ends									
Part	Max OA	Dia.	3/605 4/606	10/612	10B/613	Stock PC/ 10BE/BSP	32D/630	32/629	
<b>RM2204</b>	12"	1"	801	866	866	664	477	536	
	24"	1"	912	986	986	748	525	589	
	36"	1"	1,023	1,104	1,104	802	574	644	
	48"	1"	1,133	1,223	1,223	859	622	697	
	60"	1"	1,241	1,342	1,342	896	655	733	
	72"	1"	1,351	1,461	1,461	930	686	769	
	84"	1"	1,463	1,578	1,578	968	718	804	
	96"	1"	1,572	1,698	1,698	1,003	749	838	
	<b>RM2214</b>	12"	1 ¼"	851	918	918	680	491	550
24"		1 ¼"	955	1,033	1,033	764	540	605	
36"		1 ¼"	1,061	1,146	1,146	819	588	659	
48"		1 ¼"	1,170	1,263	1,263	873	635	710	
60"		1 ¼"	1,276	1,378	1,378	909	667	746	
72"		1 ¼"	1,383	1,492	1,492	946	698	782	
84"		1 ¼"	1,490	1,608	1,608	982	731	818	
96"		1 ¼"	1,595	1,722	1,722	1,019	763	853	
Offset Pulls - Round Ends									
<b>RM2234</b>	12"	1"	862		932	741	521	583	
	24"	1"	972		1,050	798	570	637	
	36"	1"	1,082		1,170	853	618	691	
	48"	1"	1,193		1,288	907	666	744	
	60"	1"	1,303		1,406	945	697	781	
	72"	1"	1,412		1,524	981	730	817	
	84"	1"	1,522		1,645	1,018	761	852	
	96"	1"	1,634		1,763	1,053	793	887	
	<b>RM2244</b>	12"	1 ¼"	910		984	758	536	599
24"		1 ¼"	1,016		1,097	814	583	653	
36"		1 ¼"	1,124		1,214	869	630	707	
48"		1 ¼"	1,229		1,328	923	679	760	
60"		1 ¼"	1,335		1,445	958	709	796	
72"		1 ¼"	1,442		1,557	997	741	831	
84"		1 ¼"	1,550		1,673	1,031	773	867	
96"		1 ¼"	1,655		1,788	1,068	805	902	
Push Bars - Flat Ends									
	<b>RM2202</b>	Up to 36" CTC	1"	894	965	965	745	523	586
	<b>RM2212</b>	Up to 36" CTC	1 ¼"	935	1,010	1,010	760	538	601
Push Bars - Round Ends									
	<b>RM2206</b>	Up to 36" CTC	1"	1,023	1,104	1,104	802	574	644
	<b>RM2216</b>	Up to 36" CTC	1 ¼"	1,061	1,146	1,146	819	588	659

- Add \$6.80/in. over 96".
- MP (Mid Post) - Add \$113 each. (Recommended for maximum rigidity on long door pulls. See page 5 for guidelines.)
- Specify finish of grip and collar.
- Order form available on website under RM2204 - RM2214, RM2234 - RM2244.

NOTE: Post location on push bars can be located ½" from end for narrow & medium stile doors and 1" from end for flush and wide stile doors.

USA & Canada Prices Effective July 1, 2022

Check the websites for the most updated product information.

USA: 800 458 2424 • www.rockwoodmfg.com | Canada: 800 461 3007 • www.assaabloydss.ca

Copyright © 2021-2023, ASSA ABLOY Accessories and Door Controls Group, Inc. All rights reserved. Reproduction in whole or in part without the express written permission of ASSA ABLOY Accessories and Door Controls Group, Inc. is prohibited.

**ROCKWOOD**  
**ASSA ABLOY**

Experience a safer  
and more open world

## OvalTek - True Oval Grip

Straight Pulls					
Part	Max OA	Size	Stock PC/ 10BE/BSP	32D/630	32/629
<b>RM2300</b>	12"	1" x 1 1/2"	574	422	474
	24"	1" x 1 1/2"	647	491	549
	36"	1" x 1 1/2"	750	559	626
	48"	1" x 1 1/2"	823	626	701
	60"	1" x 1 1/2"	897	694	776
	72"	1" x 1 1/2"	971	762	853
	84"	1" x 1 1/2"	1,044	829	929
	96"	1" x 1 1/2"	1,116	897	1,004
Offset Pulls					
<b>RM2320</b>	12"	1" x 1 1/2"	625	469	525
	24"	1" x 1 1/2"	728	537	602
	36"	1" x 1 1/2"	800	605	677
	48"	1" x 1 1/2"	875	672	754
	60"	1" x 1 1/2"	947	740	829
	72"	1" x 1 1/2"	1,022	809	903
	84"	1" x 1 1/2"	1,094	875	981
	96"	1" x 1 1/2"	1,167	943	1,056
Straight Pulls					
<b>RM2310</b>	12"	1 1/8" x 1 7/8"	596	443	495
	24"	1 1/8" x 1 7/8"	679	519	582
	36"	1 1/8" x 1 7/8"	791	596	667
	48"	1 1/8" x 1 7/8"	876	674	755
	60"	1 1/8" x 1 7/8"	958	750	842
	72"	1 1/8" x 1 7/8"	1,042	827	928
	84"	1 1/8" x 1 7/8"	1,128	905	1,014
	96"	1 1/8" x 1 7/8"	1,210	982	1,101
Offset Pulls					
<b>RM2330</b>	12"	1 1/8" x 1 7/8"	645	489	548
	24"	1 1/8" x 1 7/8"	758	567	633
	36"	1 1/8" x 1 7/8"	843	642	721
	48"	1 1/8" x 1 7/8"	925	721	808
	60"	1 1/8" x 1 7/8"	1,009	798	893
	72"	1 1/8" x 1 7/8"	1,093	874	980
	84"	1 1/8" x 1 7/8"	1,177	953	1,067
	96"	1 1/8" x 1 7/8"	1,260	1,028	1,151
Push Bars					
<b>RM2302</b>	Up to 36" CTC	1" x 1 1/2"	750	559	626
<b>RM2312</b>	Up to 36" CTC	1 1/8" x 1 7/8"	791	596	667

- RM2310 pulls add \$8.00/in. over 96".
- MP (Mid Post) - Add \$113 each. (Recommended for maximum rigidity on long door pulls. See page 5 for guidelines.)
- Order form available on website under RM2300, RM2310, RM2320, RM2330.

NOTE: Post location on push bars can be located 1/8" from end for narrow & medium stile doors and 1" from end for flush and wide stile doors.

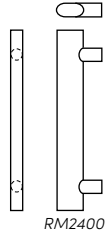
**ROCKWOOD**  
**ASSA ABLOY**

Experience a safer  
and more open world

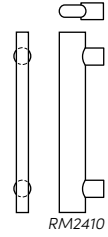
USA & Canada Prices Effective July 1, 2022  
Check the websites for the most updated product information.

USA: 800 458 2424 • www.rockwoodmfg.com | Canada: 800 461 3007 • www.assaabloydss.ca  
Copyright © 2021-2023, ASSA ABLOY Accessories and Door Controls Group, Inc. All rights reserved. Reproduction in whole or in part without the express written permission of ASSA ABLOY Accessories and Door Controls Group, Inc. is prohibited.

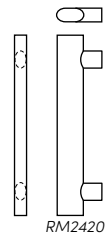
## OvalTek - Flat Oval Grip



RM2400



RM2410



RM2420



RM2402

Straight Pulls - Small Round Posts					
Part	Max OA	Size	Stock PC/ 10BE/BSP	32D/630	32/629
<b>RM2400</b>	12"	¾" x 1 ½"	635	479	537
	24"	¾" x 1 ½"	764	572	640
	36"	¾" x 1 ½"	863	663	743
	48"	¾" x 1 ½"	963	755	846
	60"	¾" x 1 ½"	1,063	846	948
	72"	¾" x 1 ½"	1,162	938	1,051
	84"	¾" x 1 ½"	1,261	1,029	1,153
	96"	¾" x 1 ½"	1,390	1,121	1,257
	Straight Pulls - Large Round Posts				
<b>RM2410</b>	12"	¾" x 1 ½"	687	525	590
	24"	¾" x 1 ½"	815	619	693
	36"	¾" x 1 ½"	915	710	795
	48"	¾" x 1 ½"	1,014	802	897
	60"	¾" x 1 ½"	1,113	893	1,000
	72"	¾" x 1 ½"	1,212	986	1,104
	84"	¾" x 1 ½"	1,341	1,077	1,205
	96"	¾" x 1 ½"	1,442	1,169	1,308
	Straight Pulls - Oblong Posts				
<b>RM2420</b>	12"	¾" x 1 ½"	860	659	739
	24"	¾" x 1 ½"	958	750	842
	36"	¾" x 1 ½"	1,058	843	943
	48"	¾" x 1 ½"	1,158	935	1,047
	60"	¾" x 1 ½"	1,258	1,026	1,149
	72"	¾" x 1 ½"	1,384	1,117	1,251
	84"	¾" x 1 ½"	1,486	1,209	1,355
	96"	¾" x 1 ½"	1,585	1,302	1,457
	Push Bar - Large Round Posts				
<b>RM2402</b>	Up to 36" CTC	¾" x 1 ½"	915	710	795

- RM2410 pulls add \$8.00/in. over 96".
- MP (Mid Post) - Add \$113 each. (Recommended for maximum rigidity on long door pulls. See page 5 for guidelines.)
- Order form available on website under RM2400, RM2410, RM2420.

NOTE: Post location on push bars can be located ½" from end for narrow & medium stile doors and 1" from end for flush and wide stile doors.

USA & Canada Prices Effective July 1, 2022

Check the websites for the most updated product information.


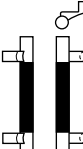

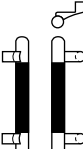

USA: 800 458 2424 • www.rockwoodmfg.com | Canada: 800 461 3007 • www.assaabloydss.ca

Copyright © 2021-2023, ASSA ABLOY Accessories and Door Controls Group, Inc. All rights reserved. Reproduction in whole or in part without the express written permission of ASSA ABLOY Accessories and Door Controls Group, Inc. is prohibited.

**ROCKWOOD**  
**ASSA ABLOY**

Experience a safer  
and more open world

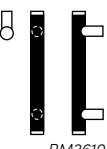
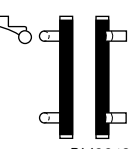

## SoftMet - Santoprene™ Grip

Straight Pulls - Flat Ends									
Part	Max OA	Dia.	3/605 4/606	10/612	10B/613	Stock PC/ 10BE/BSP	32D/630	32/629	
 RM2510	12"	1 1/4"	554	597	597	548	396	446	
	24"	1 1/4"	717	774	774	684	520	584	
	36"	1 1/4"	879	950	950	848	646	723	
	48"	1 1/4"	1,041	1,125	1,125	968	771	863	
	60"	1 1/4"	1,205	1,301	1,301	1,104	894	1,001	
	72"	1 1/4"	1,368	1,476	1,476	1,263	1,018	1,141	
	84"	1 1/4"	1,530	1,652	1,652	1,399	1,143	1,281	
Offset Pulls - Flat Ends									
 RM2540	12"	1 1/4"	609		656	600	446	498	
	24"	1 1/4"	772		831	763	569	636	
	36"	1 1/4"	932		1,008	899	694	776	
	48"	1 1/4"	1,095		1,181	1,020	818	917	
	60"	1 1/4"	1,258		1,357	1,155	942	1,055	
	72"	1 1/4"	1,420		1,535	1,315	1,067	1,195	
	84"	1 1/4"	1,583		1,710	1,450	1,191	1,333	
Straight Pulls - Round Ends									
 RM2514	12"	1 1/4"	677	731	731	607	451	505	
	24"	1 1/4"	839	907	907	772	576	645	
	36"	1 1/4"	1,001	1,081	1,081	905	700	783	
	48"	1 1/4"	1,164	1,258	1,258	1,026	824	924	
	60"	1 1/4"	1,328	1,433	1,433	1,161	948	1,061	
	72"	1 1/4"	1,490	1,609	1,609	1,322	1,073	1,202	
	84"	1 1/4"	1,652	1,785	1,785	1,455	1,197	1,340	
Offset Pulls - Round Ends									
 RM2544	12"	1 1/4"	731		789	658	498	558	
	24"	1 1/4"	893		965	823	623	698	
	36"	1 1/4"	1,055		1,140	957	747	838	
	48"	1 1/4"	1,218		1,315	1,077	872	975	
	60"	1 1/4"	1,383		1,492	1,238	996	1,115	
	72"	1 1/4"	1,545		1,667	1,374	1,119	1,253	
	84"	1 1/4"	1,707		1,843	1,509	1,243	1,393	
Push Bars									
 RM2512	RM2512	Up to 36" CTC	1 1/4"	879	950	950	848	646	723
	RM2516	Up to 36" CTC	1 1/4"	1,001	1,081	1,081	905	700	783

• Add \$6.80/in. over 84".

NOTE: Post location on push bars can be located 1/8" from end for narrow & medium stile doors and 1" from end for flush and wide stile doors.

## SoftTek - Santoprene™ Grip

Straight Pulls									
Part	Max OA	Dia.	3/605 4/606	10/612	10B/613	Stock PC/ 10BE/BSP	32D/630	32/629	
 RM2610	12"	1 1/4"	498	539	539	531	383	428	
	24"	1 1/4"	653	703	703	662	502	563	
	36"	1 1/4"	807	870	870	820	620	695	
	48"	1 1/4"	960	1,036	1,036	933	739	827	
	60"	1 1/4"	1,114	1,202	1,202	1,063	857	962	
	72"	1 1/4"	1,267	1,369	1,369	1,218	977	1,094	
	84"	1 1/4"	1,420	1,533	1,533	1,348	1,096	1,230	
Offset Pulls									
 RM2640	12"	1 1/4"	552		596	584	430	480	
	24"	1 1/4"	704		762	741	549	614	
	36"	1 1/4"	860		928	872	666	747	
	48"	1 1/4"	1,013		1,094	985	785	881	
	60"	1 1/4"	1,167		1,260	1,114	905	1,014	
	72"	1 1/4"	1,320		1,427	1,271	1,025	1,148	
	84"	1 1/4"	1,474		1,593	1,400	1,144	1,283	
Push Bar									
 RM2612	RM2612	Up to 36" CTC	1 1/4"	807	870	870	820	620	695

• Add \$6.80/in. over 84".

• Order form available on website under RM2510, RM2514, RM2540, RM2544, RM2610, RM2640.

\*Santoprene™ is a registered trademark of the Exxon Mobil Corporation.

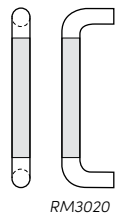
**ROCKWOOD**  
**ASSA ABLOY**

Experience a safer  
and more open world

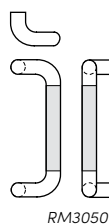
USA & Canada Prices Effective July 1, 2022  
Check the websites for the most updated product information.

USA: 800 458 2424 • www.rockwoodmfg.com | Canada: 800 461 3007 • www.assaabloydss.ca  
Copyright © 2021-2023, ASSA ABLOY Accessories and Door Controls Group, Inc. All rights reserved. Reproduction in whole or in part without the express written permission of ASSA ABLOY Accessories and Door Controls Group, Inc. is prohibited.

## NeoMetrix - with GripZone

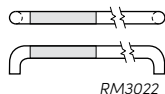


Straight Pulls						
Part	CTC	Dia.	3/605	9/611	32/629	32316
<b>RM3010</b>	12"	1"	460	519	266	445
	24"	1"	568	640	323	538
	36"	1"	675	762	379	634
<b>RM3020</b>	12"	1 1/4"	503	568	280	470
	24"	1 1/4"	608	686	339	566
	36"	1 1/4"	712	806	394	658
<b>RM3030</b>	12"	1 1/2"	590	665	313	523
	24"	1 1/2"	689	776	374	625
	36"	1 1/2"	784	887	435	728



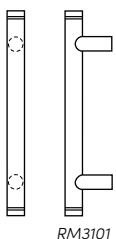
Offset Pulls						
Part	CTC	Dia.	3/605	9/611	32/629	32316
<b>RM3040</b>	12"	1"	513	578	308	513
	24"	1"	620	701	365	610
	36"	1"	729	822	421	705
<b>RM3050</b>	12"	1 1/4"	557	629	324	542
	24"	1 1/4"	659	746	381	635
	36"	1 1/4"	766	866	438	729
<b>RM3060</b>	12"	1 1/2"	644	728	356	595
	24"	1 1/2"	740	837	416	694
	36"	1 1/2"	838	948	478	798

NOTE: Post location on push bars can be located 1/8" from end for narrow & medium stile doors and 1" from end for flush and wide stile doors.

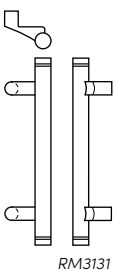


Push Bars - 7" Grip						
<b>RM3012</b>	Up to 36"	1"	675	762	379	634
<b>RM3022</b>	Up to 36"	1 1/4"	712	806	394	658
<b>RM3032</b>	Up to 36"	1 1/2"	784	887	435	728

## Groove - Straight & Offset Pulls



Straight Pulls - Flat Ends								
Part	Max OA	Dia.	3/605 4/606	10/612	10B/613	Stock PC/ 10BE/BSP	32D/630	32/629
<b>RM3101</b>	12"	1"	532	574	574	314	223	249
	24"	1"	590	636	636	412	273	307
	36"	1"	645	696	696	468	324	362
	48"	1"	701	757	757	522	375	420
	60"	1"	738	798	798	559	408	457
	72"	1"	776	837	837	594	441	494
	84"	1"	813	878	878	631	475	532
	96"	1"	851	918	918	666	507	569


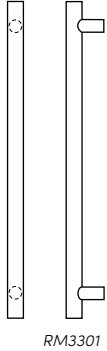


Offset Pulls - Flat Ends								
<b>RM3131</b>	12"	1"	584		631	364	270	302
	24"	1"	640		692	463	321	359
	36"	1"	696		753	519	371	415
	48"	1"	754		815	572	421	473
	60"	1"	791		855	609	455	509
	72"	1"	828		894	644	488	546
	84"	1"	865		934	680	520	583
	96"	1"	902		973	745	554	621

- Order form available on website under RM3101, RM3131.

## MegaTek - Straight & Offset PostMount Pulls

Straight Pulls - Flat Ends (87" max overall in aluminum, specify CTC and overall length.)												
Part	Max OA	Dia.	28/628	313/710 315/711	3/605 4/606	10/612	10B/613	Stock PC/ 10BE/BSP	32D/630	32/629	32D316	32316
<b>RM3300</b>	12"	1"	163	180	441	477	477	246	154	174	233	261
	24"	1"	213	229	494	533	533	299	202	226	303	339
	36"	1"	263	282	548	593	593	394	248	277	371	415
	48"	1"	285	338	601	649	649	446	294	330	442	495
	60"	1"	319	371	636	687	687	481	326	363	486	546
	72"	1"	352	405	669	723	723	518	356	397	532	597
	84"	1"	386	440	703	762	762	550	384	432	578	648
	96"	1"			739	799	799	585	416	465	624	700
<b>RM3301</b>	12"	1 ¼"	186	205	461	498	498	263	168	191	254	285
	24"	1 ¼"	238	256	514	556	556	314	215	241	323	361
	36"	1 ¼"	287	306	567	613	613	410	262	293	393	440
	48"	1 ¼"	338	392	619	669	669	460	308	342	460	515
	60"	1 ¼"	371	426	655	708	708	496	337	377	505	566
	72"	1 ¼"	405	460	690	744	744	529	367	412	552	616
	84"	1 ¼"	440	492	723	782	782	565	397	445	597	669
	96"	1 ¼"			758	820	820	600	429	479	643	718
<b>RM3302</b>	12"	1 ½"	216	292	480	520	520	279	184	207	275	309
	24"	1 ½"	264	343	533	577	577	332	230	258	346	387
	36"	1 ½"	317	393	585	635	635	426	275	310	414	463
	48"	1 ½"	403	444	638	691	691	476	320	359	481	539
	60"	1 ½"	436	479	674	729	729	511	350	392	525	589
	72"	1 ½"	469	510	709	766	766	546	380	428	572	641
	84"	1 ½"	503	545	743	803	803	580	412	460	616	691
	96"	1 ½"			777	842	842	614	441	495	661	742
Offset Pulls - Flat Ends (Specify CTC and overall length.)												
<b>RM3310</b>	12"	1"	201	219	491		530	286	191	213	274	302
	24"	1"	251	267	543		587	338	235	264	344	381
	36"	1"	301	320	596		644	433	282	316	413	456
	48"	1"	321	373	649		700	483	327	364	481	531
	60"	1"	355	408	683		738	519	357	398	525	584
	72"	1"	388	442	719		775	551	387	433	572	635
	84"	1"	422	474	753		813	586	417	466	616	687
	96"	1"			788		851	623	448	501	661	737
<b>RM3311</b>	12"	1 ¼"	224	243	510		549	302	206	229	295	325
	24"	1 ¼"	277	295	561		605	397	250	280	364	400
	36"	1 ¼"	326	347	614		662	449	296	332	433	481
	48"	1 ¼"	373	428	667		720	498	339	379	498	553
	60"	1 ¼"	408	462	701		757	531	370	414	544	603
	72"	1 ¼"	442	495	737		794	568	399	448	589	654
	84"	1 ¼"	474	528	772		831	602	431	481	635	706
	96"	1 ¼"			807		870	636	460	514	681	757
<b>RM3312</b>	12"	1 ½"	253	330	529		570	318	217	243	316	349
	24"	1 ½"	303	382	581		628	412	264	295	385	428
	36"	1 ½"	355	431	633		683	466	311	347	454	504
	48"	1 ½"	440	481	686		741	512	351	393	518	576
	60"	1 ½"	471	513	720		779	547	381	429	562	626
	72"	1 ½"	506	547	756		816	582	413	462	608	677
	84"	1 ½"	540	581	791		853	615	442	496	654	729
	96"	1 ½"			826		891	651	474	530	702	780



- Add \$6.80/in. over 96".
- MP (Mid Post) - Add \$80 each. (Recommended for maximum rigidity on long door pulls. See page 5 for guidelines.)
- HF (Hands-Free) Post - Add \$28 each. (Available on straight post only.) Order form available on website under RM3300 - RM3302.
- Order form available on website under RM3300, RM3301, RM3302, RM3310, RM3311, RM3312.

**ROCKWOOD**  
**ASSA ABLOY**

Experience a safer  
and more open world

USA & Canada Prices Effective July 1, 2022

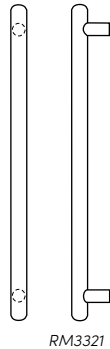
Check the websites for the most updated product information.

USA: 800 458 2424 • www.rockwoodmfg.com | Canada: 800 461 3007 • www.assaabloydss.ca

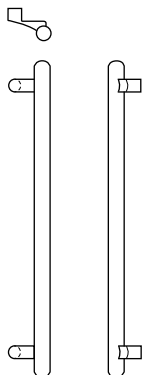
Copyright © 2021-2023, ASSA ABLOY Accessories and Door Controls Group, Inc. All rights reserved. Reproduction in whole or in part without the express written permission of ASSA ABLOY Accessories and Door Controls Group, Inc. is prohibited.

# MegaTek - Straight & Offset PostMount Pulls (con't)

Straight Pulls - Round Ends (90" max overall in aluminum, specify CTC and overall length.)												
Part	Max OA	Dia.	28/628	313/710 315/711	3/605 4/606	10/612	10B/613	Stock PC/ 10BE/BSP	32D/630	32/629	32D316	32316
<b>RM3320</b>	12"	1"	205	222	548	593	593	294	197	220	296	329
	24"	1"	256	273	601	649	649	389	243	272	365	410
	36"	1"	306	323	654	704	704	442	290	326	433	486
	48"	1"	329	384	704	763	763	490	332	372	498	557
	60"	1"	362	417	740	800	800	524	362	408	544	608
	72"	1"	396	450	775	837	837	559	392	440	589	660
	84"	1"	429	483	810	875	875	594	424	475	635	711
	96"	1"			844	912	912	629	454	507	681	761
	<b>RM3321</b>	12"	1 ¼"	231	249	567	613	613	311	212	236	318
24"		1 ¼"	284	299	619	669	669	405	258	288	387	431
36"		1 ¼"	334	351	672	728	728	458	306	340	456	511
48"		1 ¼"	384	437	725	783	783	504	345	387	518	580
60"		1 ¼"	417	470	761	821	821	540	376	422	564	631
72"		1 ¼"	450	505	794	858	858	574	408	455	608	682
84"		1 ¼"	483	539	829	897	897	609	437	488	656	735
96"		1 ¼"			865	934	934	643	466	524	702	784
<b>RM3322</b>		12"	1 ½"	257	277	585	635	635	341	239	268	359
	24"	1 ½"	308	326	638	691	691	437	285	320	429	481
	36"	1 ½"	359	378	691	749	749	490	332	372	498	557
	48"	1 ½"	403	444	744	806	806	532	371	416	556	624
	60"	1 ½"	436	479	780	843	843	570	400	450	602	675
	72"	1 ½"	469	510	813	880	880	603	432	484	648	725
	84"	1 ½"	503	545	848	918	918	637	462	519	692	777
	96"	1 ½"			883	955	955	702	492	553	739	828
	Offset Pulls - Round Ends (Specify CTC and overall length.)											
<b>RM3330</b>	12"	1"	242	260	594		640	334	232	260	335	368
	24"	1"	293	311	647		698	428	278	312	403	449
	36"	1"	344	361	699		754	481	326	363	473	527
	48"	1"	364	418	752		812	527	364	410	533	596
	60"	1"	397	451	786		849	562	394	442	580	645
	72"	1"	430	485	821		887	598	426	477	625	699
	84"	1"	464	518	856		925	632	456	509	671	748
	96"	1"			891		961	693	486	545	717	798
	<b>RM3331</b>	12"	1 ¼"	270	286	613		660	392	246	274	357
24"		1 ¼"	321	337	665		719	444	292	328	427	472
36"		1 ¼"	371	388	719		775	497	338	378	496	550
48"		1 ¼"	418	471	772		831	542	377	423	554	616
60"		1 ¼"	451	506	807		870	575	409	456	601	669
72"		1 ¼"	485	540	840		908	610	438	489	645	718
84"		1 ¼"	518	573	875		946	645	468	525	691	772
96"		1 ¼"			910		982	709	498	558	737	821
<b>RM3332</b>		12"	1 ½"	295	314	632		682	424	274	309	397
	24"	1 ½"	347	364	684		740	477	321	360	468	519
	36"	1 ½"	396	415	738		797	529	367	412	538	598
	48"	1 ½"	437	480	791		853	571	402	452	592	660
	60"	1 ½"	470	512	826		891	606	433	485	639	711
	72"	1 ½"	505	546	860		929	638	463	520	685	761
	84"	1 ½"	539	580	894		968	704	494	554	729	812
	96"	1 ½"			929		1,005	737	525	587	776	865



RM3321



RM3331

- Add \$6.80/in. over 96".
- MP (Mid Post) - Add \$80 each. (Recommended for maximum rigidity on long door pulls. See page 5 for guidelines.)
- HF (Hands-Free) Post - Add \$28 each. (Available on straight post only.)
- Order form available on website under RM3320, RM3321, RM3322, RM3330, RM3331, RM3332.

USA & Canada Prices Effective July 1, 2022

Check the websites for the most updated product information.

USA: 800 458 2424 • www.rockwoodmfg.com | Canada: 800 461 3007 • www.assaabloydss.ca

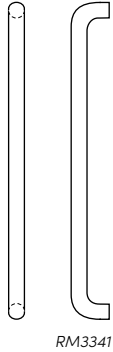
Copyright © 2021-2023, ASSA ABLOY Accessories and Door Controls Group, Inc. All rights reserved. Reproduction in whole or in part without the express written permission of ASSA ABLOY Accessories and Door Controls Group, Inc. is prohibited.

**ROCKWOOD**  
**ASSA ABLOY**


Experience a safer  
and more open world

MegaTek - Straight & Offset PostMount Pulls (con't)

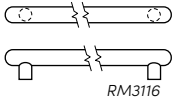
Straight Pulls - Bent Ends (86" max CTC in aluminum, specify CTC.)											
Part	CTC	Dia.	28/628	313/710 315/711	3/605 4/606	10/612 10B/613	Stock PC/ 10BE/BSP	32D/630	32/629	32D316	32316
<b>RM3340</b>	12"	1"	154	169	367	397	232	143	160	214	238
	24"	1"	194	216	421	455	285	189	212	283	318
	36"	1"	235	259	475	512	337	234	263	351	394
	48"	1"	275	301	525	568	432	280	315	420	473
	60"	1"	316	348	574	619	454	300	337	451	505
	72"	1"	355	391	619	669	476	320	359	481	539
	84"	1"	394	433	732	791	521	359	400	538	602
	96"	1"			844	912	564	395	443	596	667
<b>RM3341</b>	12"	1 ¼"	167	185	441	477	246	154	174	233	261
	24"	1 ¼"	207	228	494	533	299	202	226	303	339
	36"	1 ¼"	248	273	548	593	394	248	277	371	415
	48"	1 ¼"	287	318	601	649	446	294	330	442	495
	60"	1 ¼"	328	361	648	699	469	314	350	469	525
	72"	1 ¼"	367	405	695	750	490	332	372	498	557
	84"	1 ¼"	408	450	817	882	532	371	415	555	621
	96"	1 ¼"			939	1,014	577	410	457	614	687
<b>RM3342</b>	12"	1 ½"	187	206	536	578	290	194	216	291	324
	24"	1 ½"	227	250	590	637	341	239	268	359	401
	36"	1 ½"	266	295	641	693	437	285	320	429	481
	48"	1 ½"	308	338	695	750	490	332	372	498	557
	60"	1 ½"	349	384	743	801	504	345	387	518	580
	72"	1 ½"	388	427	791	855	520	358	399	537	601
	84"	1 ½"	428	470	903	973	564	395	443	592	667
	96"	1 ½"			1,014	1,095	607	435	486	650	729



Push Bars - Flat Ends											
<b>RM3102</b>	Up to 36" CTC	1"	263	282	548	593	394	248	277	371	415
<b>RM3112</b>	Up to 36" CTC	1 ¼"	287	306	567	613	410	262	293	393	440
<b>RM3122</b>	Up to 36" CTC	1 ½"	317	393	585	635	426	275	310	414	463



Push Bars - Round Ends											
<b>RM3106</b>	Up to 36" CTC	1"	306	323	654	704	442	290	326	433	486
<b>RM3116</b>	Up to 36" CTC	1 ¼"	334	351	672	728	458	306	340	456	511
<b>RM3126</b>	Up to 36" CTC	1 ½"	359	378	691	749	490	332	372	498	557

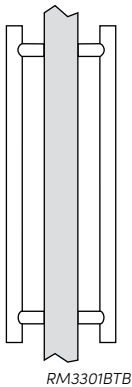


- Add \$6.80/in. over 96".
- Add \$6.80/in. over 36" on Push Bars.
- MP (Mid Post) - Add \$80 each. (Recommended for maximum rigidity on long door pulls. See page 5 for guidelines.)
- Order form available on website under RM3340, RM3341, RM3342.

NOTE: Post location on push bars can be located ⅛" from end for narrow & medium stile doors and 1" from end for flush and wide stile doors.

Quick Ship MegaTek - Straight PostMount Pulls

Straight Pulls - Flat Ends - Back-to-Back Mounting					
Part	CTC	OA	Dia.	32D/630	
<b>RM3301BTB1224.32D</b>	12"	24"	1 ¼"	452	
<b>RM3301BTB2436.32D</b>	24"	36"	1 ¼"	545	
<b>RM3301BTB3648.32D</b>	36"	48"	1 ¼"	637	
<b>RM3301BTB4860.32D</b>	48"	60"	1 ¼"	695	
<b>RM3301BTB6072.32D</b>	60"	72"	1 ¼"	756	
<b>RM3301BTB7284.32D</b>	72"	84"	1 ¼"	817	
<b>RM3301BTB8496.32D</b>	84"	96"	1 ¼"	880	



- Mounting included for both 1 ¾" wood or metal doors and ½" glass doors.

**ROCKWOOD**  
**ASSA ABLOY**

Experience a safer  
and more open world

USA & Canada Prices Effective July 1, 2022

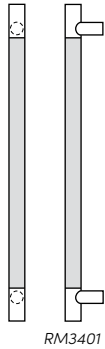
Check the websites for the most updated product information.

USA: 800 458 2424 • www.rockwoodmfg.com | Canada: 800 461 3007 • www.assaabloydss.ca

Copyright © 2021-2023, ASSA ABLOY Accessories and Door Controls Group, Inc. All rights reserved. Reproduction in whole or in part without the express written permission of ASSA ABLOY Accessories and Door Controls Group, Inc. is prohibited.

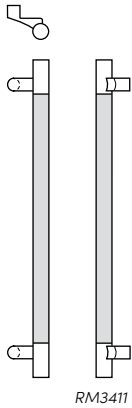


# NeoMax - Post Mounted GripZone



Straight Pulls - Flat Ends						
Part	Max OA	Dia.	3/605	9/611	32/629	32316
<b>RM3400</b>	12"	1"	416	469	227	333
	24"	1"	523	592	282	415
	36"	1"	631	713	340	499
	48"	1"	738	835	396	582
	60"	1"	847	955	453	666
	72"	1"	954	1,077	510	750
	84"	1"	1,060	1,200	567	832
	96"	1"	1,170	1,321	623	916
	<b>RM3401</b>	12"	1 1/4"	460	520	242
24"		1 1/4"	563	637	299	499
36"		1 1/4"	668	754	356	582
48"		1 1/4"	773	872	413	688
60"		1 1/4"	878	991	469	782
72"		1 1/4"	981	1,109	525	878
84"		1 1/4"	1,087	1,226	582	973
96"		1 1/4"	1,189	1,346	639	1,065
<b>RM3402</b>		12"	1 1/2"	546	615	273
	24"	1 1/2"	644	728	335	490
	36"	1 1/2"	740	837	396	594
	48"	1 1/2"	838	950	457	672
	60"	1 1/2"	938	1,058	518	762
	72"	1 1/2"	1,035	1,170	579	850
	84"	1 1/2"	1,133	1,279	641	941
	96"	1 1/2"	1,230	1,391	701	1,029

Offset Pulls - Flat Ends						
<b>RM3410</b>	12"	1"	469		269	394
	24"	1"	576		325	476
	36"	1"	683		383	560
	48"	1"	793		439	644
	60"	1"	901		495	728
	72"	1"	1,009		551	811
	84"	1"	1,116		609	894
	96"	1"	1,224		664	976
	<b>RM3411</b>	12"	1 1/4"	513		284
24"		1 1/4"	617		341	501
36"		1 1/4"	722		397	583
48"		1 1/4"	826		455	668
60"		1 1/4"	930		511	751
72"		1 1/4"	1,035		568	834
84"		1 1/4"	1,140		624	917
96"		1 1/4"	1,244		682	999
<b>RM3412</b>		12"	1 1/2"	599		317
	24"	1 1/2"	698		376	553
	36"	1 1/2"	795		439	644
	48"	1 1/2"	893		500	733
	60"	1 1/2"	991		563	824
	72"	1 1/2"	1,089		621	914
	84"	1 1/2"	1,187		684	1,003
	96"	1 1/2"	1,286		744	1,093



- Add \$6.80/in. over 96".
- MP (Mid Post) - Add \$80 each. (Recommended for maximum rigidity on long door pulls. See page 5 for guidelines.)
- Order form available on website under RM3400, RM3401, RM3402, RM3410, RM3411, RM3412.

USA & Canada Prices Effective July 1, 2022

Check the websites for the most updated product information.

USA: 800 458 2424 • www.rockwoodmfg.com | Canada: 800 461 3007 • www.assaabloydss.ca

Copyright © 2021-2023, ASSA ABLOY Accessories and Door Controls Group, Inc. All rights reserved. Reproduction in whole or in part without the express written permission of ASSA ABLOY Accessories and Door Controls Group, Inc. is prohibited.

**ROCKWOOD**  
**ASSA ABLOY**

Experience a safer  
and more open world

## NeoMax - Post Mounted GripZone (con't)

Straight Pulls - Round Ends						
Part	Max OA	Dia.	3/605	9/611	32/629	32316
<b>RM3420</b>	12"	1"	532	601	271	400
	24"	1"	640	723	327	483
	36"	1"	747	844	385	566
	48"	1"	856	966	441	649
	60"	1"	963	1,089	498	730
	72"	1"	1,072	1,211	554	813
	84"	1"	1,178	1,332	611	897
	96"	1"	1,287	1,452	666	981
	<b>RM3421</b>	12"	1 ¼"	575	651	287
24"		1 ¼"	680	771	343	505
36"		1 ¼"	784	887	399	588
48"		1 ¼"	889	1,005	457	672
60"		1 ¼"	993	1,122	513	754
72"		1 ¼"	1,097	1,241	570	839
84"		1 ¼"	1,204	1,359	627	919
96"		1 ¼"	1,307	1,476	684	1,003
<b>RM3422</b>		12"	1 ½"	662	749	320
	24"	1 ½"	761	860	379	556
	36"	1 ½"	858	969	441	649
	48"	1 ½"	955	1,080	502	737
	60"	1 ½"	1,053	1,191	565	827
	72"	1 ½"	1,153	1,301	624	917
	84"	1 ½"	1,250	1,413	686	1,008
	96"	1 ½"	1,348	1,523	746	1,096
	Offset Pulls - Round Ends					
<b>RM3430</b>	12"	1"	587		313	462
	24"	1"	694		370	544
	36"	1"	800		426	625
	48"	1"	909		484	710
	60"	1"	1,016		539	792
	72"	1"	1,125		596	877
	84"	1"	1,231		653	959
	96"	1"	1,342		710	1,043
	<b>RM3431</b>	12"	1 ¼"	632		330
24"		1 ¼"	736		386	567
36"		1 ¼"	840		442	650
48"		1 ¼"	945		500	733
60"		1 ¼"	1,050		555	815
72"		1 ¼"	1,154		612	899
84"		1 ¼"	1,259		667	983
96"		1 ¼"	1,362		726	1,065
<b>RM3432</b>		12"	1 ½"	717		360
	24"	1 ½"	815		421	618
	36"	1 ½"	912		484	710
	48"	1 ½"	1,010		543	798
	60"	1 ½"	1,109		605	891
	72"	1 ½"	1,206		665	979
	84"	1 ½"	1,304		728	1,068
	96"	1 ½"	1,403		788	1,158

- Add \$6.80/in. over 96".
- MP (Mid Post) - Add \$80 each. (Recommended for maximum rigidity on long door pulls. See page 5 for guidelines.)
- Order form available on website under RM3420, RM3421, RM3422, RM3430, RM3431, RM3432.

**ROCKWOOD**  
**ASSA ABLOY**

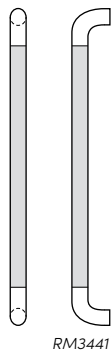
Experience a safer  
and more open world

USA & Canada Prices Effective July 1, 2022  
Check the websites for the most updated product information.

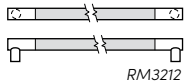
USA: 800 458 2424 • [www.rockwoodmfg.com](http://www.rockwoodmfg.com) | Canada: 800 461 3007 • [www.assaabloydss.ca](http://www.assaabloydss.ca)  
Copyright © 2021-2023, ASSA ABLOY Accessories and Door Controls Group, Inc. All rights reserved. Reproduction in whole or in part without the express written permission of ASSA ABLOY Accessories and Door Controls Group, Inc. is prohibited.

## NeoMax - Post Mounted GripZone (con't)

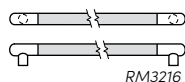
Straight Pulls - Bent Ends (Specify CTC.)						
Part	CTC	Dia.	3/605	9/611	32/629	32316
<b>RM3440</b>	12"	1"	460	520	266	390
	24"	1"	568	640	323	474
	36"	1"	675	762	379	556
	48"	1"	782	883	435	639
	60"	1"	891	1,006	492	723
	72"	1"	998	1,128	549	807
	84"	1"	1,105	1,250	605	891
	96"	1"	1,214	1,371	662	974
<b>RM3441</b>	12"	1 ¼"	503	569	280	470
	24"	1 ¼"	608	687	339	566
	36"	1 ¼"	712	803	394	658
	48"	1 ¼"	816	921	452	753
	60"	1 ¼"	920	1,040	507	849
	72"	1 ¼"	1,026	1,158	566	942
	84"	1 ¼"	1,131	1,276	621	1,036
	96"	1 ¼"	1,234	1,394	680	1,131
<b>RM3442</b>	12"	1 ½"	590	665	313	462
	24"	1 ½"	689	776	374	549
	36"	1 ½"	784	887	435	639
	48"	1 ½"	882	998	496	729
	60"	1 ½"	981	1,109	559	820
	72"	1 ½"	1,079	1,218	619	910
	84"	1 ½"	1,177	1,331	682	999
	96"	1 ½"	1,274	1,439	741	1,088



Push Bars - Flat Ends						
Part	CTC	Dia.	3/605	9/611	32/629	32316
<b>RM3202</b>	Up to 36"	1"	631	713	340	499
<b>RM3212</b>	Up to 36"	1 ¼"	668	754	356	582
<b>RM3222</b>	Up to 36"	1 ½"	740	837	396	594

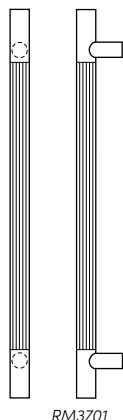


Push Bars - Round Ends						
Part	CTC	Dia.	3/605	9/611	32/629	32316
<b>RM3206</b>	Up to 36"	1"	747	844	385	566
<b>RM3216</b>	Up to 36"	1 ¼"	784	887	399	588
<b>RM3226</b>	Up to 36"	1 ½"	858	969	441	649



## LineaMax - Grooved Pulls

Straight Pulls - Solid Flat Ends							
Part	Max OA	Dia.	3/605 4/606	10/612 10B/613	Stock PC/ 10BE/BSP	32D/630	32/629
<b>RM3701</b>	12"	1 ¼"	892	963	617	464	519
	24"	1 ¼"	1,071	1,155	758	567	633
	36"	1 ¼"	1,249	1,348	869	667	748
	48"	1 ¼"	1,428	1,539	980	771	863
	60"	1 ¼"	1,605	1,733	1,090	873	977
	72"	1 ¼"	1,783	1,925	1,203	974	1,092
	84"	1 ¼"	1,961	2,120	1,342	1,078	1,207
	96"	1 ¼"	2,140	2,311	1,453	1,181	1,322
<b>RM3702</b>	12"	1 ½"	1,074	1,160	671	512	575
	24"	1 ½"	1,267	1,369	822	624	700
	36"	1 ½"	1,461	1,577	944	736	824
	48"	1 ½"	1,653	1,787	1,064	848	951
	60"	1 ½"	1,848	1,995	1,185	960	1,076
	72"	1 ½"	2,041	2,204	1,336	1,072	1,200
	84"	1 ½"	2,232	2,413	1,455	1,184	1,324
	96"	1 ½"	2,427	2,620	1,576	1,295	1,450



- Add \$8.50/in. over 96".
- MP (Mid Post) - Add \$80 each. (Recommended for maximum rigidity on long door pulls. See page 5 for guidelines.)
- Order form available on website under RM3440, RM3441, RM3442, RM3701, RM3702.

USA & Canada Prices Effective July 1, 2022

Check the websites for the most updated product information.

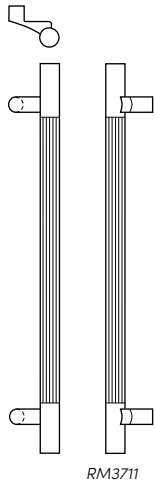
USA: 800 458 2424 • www.rockwoodmfg.com | Canada: 800 461 3007 • www.assaabloydss.ca

Copyright © 2021-2023, ASSA ABLOY Accessories and Door Controls Group, Inc. All rights reserved. Reproduction in whole or in part without the express written permission of ASSA ABLOY Accessories and Door Controls Group, Inc. is prohibited.

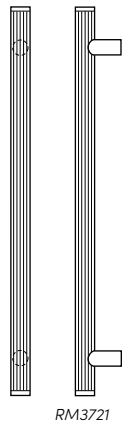
**ROCKWOOD**  
**ASSA ABLOY**

Experience a safer  
and more open world

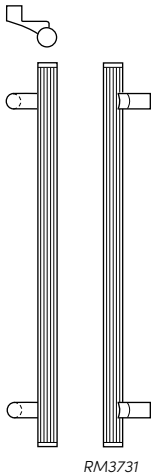
## LineaMax - Grooved Pulls (cont')



Offset Pulls - Solid Flat Ends								
Part	Max OA	Dia.	3/605 4/606	10/612	10B/613	Stock PC/ 10BE/BSP	32D/630	32/629
<b>RM3711</b>	12"	1 1/4"	945		1,018	669	510	573
	24"	1 1/4"	1,122		1,213	809	612	687
	36"	1 1/4"	1,301		1,404	921	716	802
	48"	1 1/4"	1,478		1,596	1,031	817	916
	60"	1 1/4"	1,656		1,789	1,141	921	1,029
	72"	1 1/4"	1,834		1,982	1,253	1,022	1,144
	84"	1 1/4"	2,013		2,174	1,393	1,124	1,260
	96"	1 1/4"	2,190		2,367	1,504	1,227	1,375
<b>RM3712</b>	12"	1 1/2"	1,126		1,216	751	561	627
	24"	1 1/2"	1,319		1,425	873	671	752
	36"	1 1/2"	1,513		1,635	993	782	876
	48"	1 1/2"	1,706		1,842	1,114	894	1,001
	60"	1 1/2"	1,900		2,050	1,236	1,005	1,126
	72"	1 1/2"	2,091		2,259	1,384	1,117	1,251
	84"	1 1/2"	2,285		2,468	1,507	1,230	1,377
	96"	1 1/2"	2,480		2,678	1,629	1,342	1,502



Straight Pulls - Fully Grooved Flat Ends								
<b>RM3721</b>	12"	1 1/4"	640	692	692	484	341	381
	24"	1 1/4"	809	873	873	590	438	489
	36"	1 1/4"	977	1,054	1,054	724	534	600
	48"	1 1/4"	1,144	1,235	1,235	829	631	707
	60"	1 1/4"	1,312	1,416	1,416	933	728	816
	72"	1 1/4"	1,479	1,599	1,599	1,040	825	925
	84"	1 1/4"	1,648	1,780	1,780	1,145	924	1,033
	96"	1 1/4"	1,816	1,961	1,961	1,251	1,018	1,142
<b>RM3722</b>	12"	1 1/2"	698	754	754	537	388	434
	24"	1 1/2"	873	945	945	649	492	550
	36"	1 1/2"	1,050	1,133	1,133	790	595	666
	48"	1 1/2"	1,224	1,323	1,323	902	699	782
	60"	1 1/2"	1,398	1,512	1,512	1,015	803	899
	72"	1 1/2"	1,575	1,701	1,701	1,129	906	1,015
	84"	1 1/2"	1,749	1,891	1,891	1,240	1,010	1,131
	96"	1 1/2"	1,925	2,080	2,080	1,381	1,114	1,247



Offset Pulls - Fully Grooved Flat Ends								
<b>RM3731</b>	12"	1 1/4"	693		747	536	387	433
	24"	1 1/4"	861		929	641	484	541
	36"	1 1/4"	1,029		1,112	774	581	650
	48"	1 1/4"	1,197		1,292	879	680	759
	60"	1 1/4"	1,365		1,473	985	775	867
	72"	1 1/4"	1,532		1,655	1,089	872	975
	84"	1 1/4"	1,701		1,835	1,194	969	1,085
	96"	1 1/4"	1,869		2,016	1,329	1,067	1,195
<b>RM3732</b>	12"	1 1/2"	750		810	586	434	487
	24"	1 1/2"	926		999	729	538	603
	36"	1 1/2"	1,100		1,188	841	641	720
	48"	1 1/2"	1,276		1,378	953	745	836
	60"	1 1/2"	1,451		1,567	1,066	849	952
	72"	1 1/2"	1,628		1,757	1,179	954	1,068
	84"	1 1/2"	1,803		1,946	1,290	1,056	1,184
	96"	1 1/2"	1,979		2,135	1,431	1,161	1,301

- Add \$8.50/in. over 96".
- MP (Mid Post) - Add \$80 each. (Recommended for maximum rigidity on long door pulls. See page 5 for guidelines.)
- Order form available on website under RM3711, RM3712, RM3721, RM3722, RM3731, RM3732.

**ROCKWOOD**  
**ASSA ABLOY**

Experience a safer  
and more open world

USA & Canada Prices Effective July 1, 2022  
Check the websites for the most updated product information.

USA: 800 458 2424 • www.rockwoodmfg.com | Canada: 800 461 3007 • www.assaabloydss.ca  
Copyright © 2021-2023, ASSA ABLOY Accessories and Door Controls Group, Inc. All rights reserved. Reproduction in whole or in part without the express written permission of ASSA ABLOY Accessories and Door Controls Group, Inc. is prohibited.

## LineaMax - Grooved Pulls (con't)

Straight Pulls - Solid Round Ends									
Part	Max OA	Dia.	3/605 4/606	10/612	10B/613	Stock PC/ 10BE/BSP	32D/630	32/629	
<b>RM3751</b>	12"	1 1/4"	1,010	1,091	1,091	690	531	594	
	24"	1 1/4"	1,188	1,285	1,285	831	632	709	
	36"	1 1/4"	1,368	1,476	1,476	942	735	822	
	48"	1 1/4"	1,546	1,668	1,668	1,052	838	937	
	60"	1 1/4"	1,725	1,862	1,862	1,164	939	1,053	
	72"	1 1/4"	1,902	2,054	2,054	1,275	1,043	1,168	
	84"	1 1/4"	2,081	2,248	2,248	1,416	1,144	1,283	
	96"	1 1/4"	2,259	2,439	2,439	1,526	1,245	1,395	
	<b>RM3752</b>	12"	1 1/2"	1,193	1,289	1,289	773	579	649
		24"	1 1/2"	1,387	1,497	1,497	895	692	774
36"		1 1/2"	1,578	1,706	1,706	1,015	803	899	
48"		1 1/2"	1,772	1,914	1,914	1,136	915	1,023	
60"		1 1/2"	1,965	2,124	2,124	1,258	1,026	1,149	
72"		1 1/2"	2,159	2,332	2,332	1,407	1,137	1,274	
84"		1 1/2"	2,352	2,541	2,541	1,528	1,248	1,397	
96"		1 1/2"	2,546	2,747	2,747	1,650	1,360	1,524	
<b>Offset Pulls - Solid Round Ends</b>									
<b>RM3761</b>		12"	1 1/4"	1,061		1,146	770	577	646
	24"	1 1/4"	1,241		1,340	880	681	761	
	36"	1 1/4"	1,419		1,532	992	781	875	
	48"	1 1/4"	1,598		1,726	1,104	883	990	
	60"	1 1/4"	1,775		1,917	1,214	987	1,105	
	72"	1 1/4"	1,954		2,111	1,354	1,088	1,218	
	84"	1 1/4"	2,132		2,303	1,464	1,191	1,334	
	96"	1 1/4"	2,311		2,498	1,575	1,293	1,449	
	<b>RM3762</b>	12"	1 1/2"	1,245		1,346	823	626	701
		24"	1 1/2"	1,438		1,554	945	737	826
36"		1 1/2"	1,631		1,763	1,066	849	952	
48"		1 1/2"	1,825		1,971	1,188	961	1,077	
60"		1 1/2"	2,019		2,179	1,337	1,073	1,202	
72"		1 1/2"	2,211		2,387	1,458	1,185	1,326	
84"		1 1/2"	2,404		2,597	1,580	1,297	1,451	
96"		1 1/2"	2,598		2,805	1,700	1,407	1,576	
<b>Straight Pulls - Fully Grooved Round Ends</b>									
<b>RM3771</b>		12"	1 1/4"	758	820	820	556	406	456
	24"	1 1/4"	927	1,001	1,001	662	504	565	
	36"	1 1/4"	1,095	1,181	1,181	797	601	673	
	48"	1 1/4"	1,263	1,365	1,365	901	698	781	
	60"	1 1/4"	1,431	1,546	1,546	1,006	795	890	
	72"	1 1/4"	1,599	1,727	1,727	1,112	892	999	
	84"	1 1/4"	1,767	1,908	1,908	1,216	989	1,108	
	96"	1 1/4"	1,935	2,089	2,089	1,350	1,086	1,215	
	<b>RM3772</b>	12"	1 1/2"	818	882	882	609	455	509
		24"	1 1/2"	992	1,072	1,072	750	559	626
36"		1 1/2"	1,168	1,261	1,261	862	662	741	
48"		1 1/2"	1,344	1,450	1,450	975	765	856	
60"		1 1/2"	1,518	1,641	1,641	1,087	870	973	
72"		1 1/2"	1,693	1,829	1,829	1,199	972	1,089	
84"		1 1/2"	1,870	2,021	2,021	1,341	1,077	1,205	
96"		1 1/2"	2,044	2,208	2,208	1,453	1,181	1,322	

- Add \$8.50/in. over 96".
- MP (Mid Post) - Add \$80 each. (Recommended for maximum rigidity on long door pulls. See page 5 for guidelines.)
- Order form available on website under RM3751, RM3752, RM3761, RM3762, RM3771, RM3772.

USA & Canada Prices Effective July 1, 2022

Check the websites for the most updated product information.

USA: 800 458 2424 • www.rockwoodmfg.com | Canada: 800 461 3007 • www.assaabloydss.ca

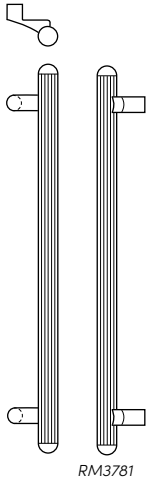
Copyright © 2021-2023, ASSA ABLOY Accessories and Door Controls Group, Inc. All rights reserved. Reproduction in whole or in part without the express written permission of ASSA ABLOY Accessories and Door Controls Group, Inc. is prohibited.

**ROCKWOOD**

**ASSA ABLOY**

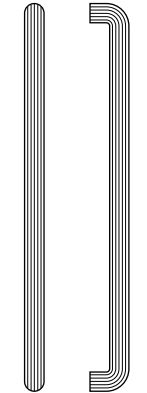
Experience a safer  
and more open world

## LineaMax - Grooved Pulls (con't)



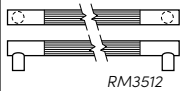
RM3781

Offset Pulls - Fully Grooved Round Ends								
Part	Max OA	Dia.	3/605 4/606	10/612	10B/613	Stock PC/ 10BE/BSP	32D/630	32/629
<b>RM3781</b>	12"	1 ¼"	812		876	608	453	507
	24"	1 ¼"	980		1,056	740	550	615
	36"	1 ¼"	1,146		1,240	846	647	726
	48"	1 ¼"	1,314		1,420	951	744	835
	60"	1 ¼"	1,483		1,602	1,057	842	942
	72"	1 ¼"	1,650		1,783	1,162	938	1,051
	84"	1 ¼"	1,819		1,964	1,267	1,036	1,161
<b>RM3782</b>	12"	1 ½"	870		939	659	502	563
	24"	1 ½"	1,045		1,128	800	605	677
	36"	1 ½"	1,220		1,317	914	709	794
	48"	1 ½"	1,395		1,508	1,025	812	909
	60"	1 ½"	1,571		1,697	1,137	916	1,026
	72"	1 ½"	1,746		1,884	1,251	1,018	1,142
	84"	1 ½"	1,922		2,076	1,392	1,123	1,258
96"	1 ½"	2,095		2,264	1,504	1,227	1,375	



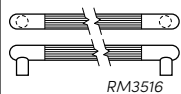
RM3741

Straight Pulls - Fully Grooved Bent Ends								
Part	Max OA	Dia.	3/605 4/606	10/612	10B/613	Stock PC/ 10BE/BSP	32D/630	32/629
<b>RM3741</b>	12"	1 ¼"					380	426
	24"	1 ¼"					477	534
	36"	1 ¼"					575	642
	48"	1 ¼"					671	752
	60"	1 ¼"					767	861
	72"	1 ¼"					865	969
	84"	1 ¼"					962	1,078
<b>RM3742</b>	12"	1 ½"					1,059	1,187
	24"	1 ½"					429	479
	36"	1 ½"					532	595
	48"	1 ½"					635	712
	60"	1 ½"					739	827
	72"	1 ½"					843	943
	84"	1 ½"					945	1,060
96"	1 ½"					1,051	1,176	
							1,153	1,292



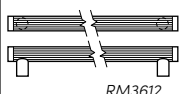
RM3512

Push Bars Solid Grooves Flat Ends								
Part	Max OA	Dia.	3/605 4/606	10/612	10B/613	Stock PC/ 10BE/BSP	32D/630	32/629
<b>RM3512</b>	Up to 36" CTC	1 ¼"	1,249	1,348	1,348	869	667	748
<b>RM3522</b>	Up to 36" CTC	1 ½"	1,461	1,577	1,577	944	736	824



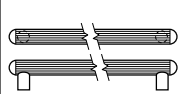
RM3516

Push Bars Solid Grooves Round Ends								
Part	Max OA	Dia.	3/605 4/606	10/612	10B/613	Stock PC/ 10BE/BSP	32D/630	32/629
<b>RM3516</b>	Up to 36" CTC	1 ¼"	1,368	1,476	1,476	942	735	822
<b>RM3526</b>	Up to 36" CTC	1 ½"	1,578	1,706	1,706	1,015	803	899



RM3612

Push Bars Fully Grooved - Flat Ends								
Part	Max OA	Dia.	3/605 4/606	10/612	10B/613	Stock PC/ 10BE/BSP	32D/630	32/629
<b>RM3612</b>	Up to 36" CTC	1 ¼"	977	1,054	1,054	724	534	600
<b>RM3622</b>	Up to 36" CTC	1 ½"	1,050	1,133	1,133	790	595	666



RM3616

Push Bars Fully Grooved - Round Ends								
Part	Max OA	Dia.	3/605 4/606	10/612	10B/613	Stock PC/ 10BE/BSP	32D/630	32/629
<b>RM3616</b>	Up to 36" CTC	1 ¼"	1,095	1,181	1,181	797	601	673
<b>RM3626</b>	Up to 36" CTC	1 ½"	1,168	1,261	1,261	862	662	741

- Add \$8.50/in. over 96".
- MP (Mid Post) - Add \$80 each. (Recommended for maximum rigidity on long door pulls. See page 5 for guidelines.)
- Order form available on website under RM3741, RM3742, RM3781, RM3782.

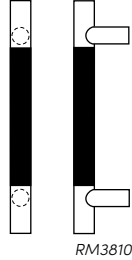
**ROCKWOOD**  
**ASSA ABLOY**

Experience a safer  
and more open world

USA & Canada Prices Effective July 1, 2022  
Check the websites for the most updated product information.

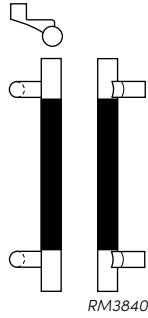
USA: 800 458 2424 • www.rockwoodmfg.com | Canada: 800 461 3007 • www.assaabloydss.ca  
Copyright © 2021-2023, ASSA ABLOY Accessories and Door Controls Group, Inc. All rights reserved. Reproduction in whole or in part without the express written permission of ASSA ABLOY Accessories and Door Controls Group, Inc. is prohibited.

# NoirMet - Black Anodized Grip with Contrasting Ends and Posts



RM3810

Straight Pulls - Flat Ends											
Part	Max OA	Dia.	3/605 4/606	10/612	10B/613	Stock PC/ 10BE/BSP	32D/630	32/629	32D316	32316	
<b>RM3800</b>	12"	1"	446	515	515	446	314	347	471	517	
	24"	1"	486	554	554	478	345	380	516	567	
	36"	1"	503	570	570	497	363	399	543	596	
	48"	1"	749	818	818	614	475	524	710	782	
	60"	1"	815	870	870	642	503	552	751	827	
	72"	1"	876	921	921	668	529	581	789	870	
	84"	1"	1,001	1,058	1,058	735	563	619	842	924	
	96"	1"	1,126	1,195	1,195	770	596	656	892	981	
	<b>RM3810</b>	12"	1 1/4"	470	536	536	455	324	354	485	532
		24"	1 1/4"	536	578	578	497	363	399	543	596
36"		1 1/4"	557	602	602	516	381	419	568	626	
48"		1 1/4"	750	818	818	635	496	545	740	814	
60"		1 1/4"	792	849	849	655	514	567	770	848	
72"		1 1/4"	834	879	879	677	536	588	799	878	
84"		1 1/4"	991	1,035	1,035	773	600	660	895	986	
96"		1 1/4"	1,150	1,189	1,189	838	663	729	991	1,087	
<b>RM3820</b>		12"	1 1/2"	582	624	624	516	381	419	568	626
		24"	1 1/2"	648	691	691	548	413	453	617	678
	36"	1 1/2"	702	747	747	592	456	501	680	748	
	48"	1 1/2"	799	820	820	678	537	590	800	880	
	60"	1 1/2"	872	897	897	748	576	633	859	946	
	72"	1 1/2"	946	970	970	788	614	675	917	1,008	
	84"	1 1/2"	1,082	1,108	1,108	854	678	746	1,014	1,115	
	96"	1 1/2"	1,220	1,243	1,243	923	743	817	1,109	1,221	
	Offset Pulls - Flat Ends										
	<b>RM3830</b>	12"	1"	503		624	497	363	399	543	596
24"		1"	596		709	554	419	462	626	688	
36"		1"	703		800	614	475	524	710	782	
48"		1"	810		894	671	532	586	795	875	
60"		1"	875		947	702	558	615	834	918	
72"		1"	938		998	757	585	642	873	961	
84"		1"	1,065		1,135	809	633	698	946	1,041	
96"		1"	1,187		1,270	859	681	749	1,018	1,118	
<b>RM3840</b>		12"	1 1/4"	524		648	505	372	410	554	610
		24"	1 1/4"	631		725	564	428	470	639	701
	36"	1 1/4"	721		810	623	484	531	722	792	
	48"	1 1/4"	812		894	679	538	591	803	881	
	60"	1 1/4"	854		926	701	557	614	833	917	
	72"	1 1/4"	894		955	749	577	635	862	947	
	84"	1 1/4"	1,052		1,113	816	641	707	960	1,057	
	96"	1 1/4"	1,211		1,267	883	704	775	1,053	1,158	
	<b>RM3850</b>	12"	1 1/2"	636		737	566	430	474	643	709
		24"	1 1/2"	702		800	592	456	501	680	748
36"		1 1/2"	782		851	658	516	572	773	854	
48"		1 1/2"	861		898	750	578	636	864	951	
60"		1 1/2"	935		972	792	618	680	923	1,015	
72"		1 1/2"	1,007		1,047	833	656	722	981	1,080	
84"		1 1/2"	1,144		1,181	899	721	793	1,078	1,184	
96"		1 1/2"	1,283		1,319	967	785	863	1,172	1,290	



RM3840

- Add \$6.80/in. over 96".
- MP (Mid Post) - Add \$80 each. (Recommended for maximum rigidity on long door pulls. See page 5 for guidelines.)
- Order form available on website under RM3800, RM3810, RM3820, RM3830, RM3840, RM3850.

NOTE: Post location on push bars can be located 1/8" from end for narrow & medium stile doors and 1" from end for flush and wide stile doors.

USA & Canada Prices Effective July 1, 2022

Check the websites for the most updated product information.

USA: 800 458 2424 • www.rockwoodmfg.com | Canada: 800 461 3007 • www.assaabloydss.ca

Copyright © 2021-2023, ASSA ABLOY Accessories and Door Controls Group, Inc. All rights reserved. Reproduction in whole or in part without the express written permission of ASSA ABLOY Accessories and Door Controls Group, Inc. is prohibited.

**ROCKWOOD**

**ASSA ABLOY**

Experience a safer  
and more open world

## NoirMet - Black Anodized Grip with Contrasting Ends and Posts (con't)

Straight Pulls - Round Ends											
Part	Max OA	Dia.	3/605 4/606	10/612	10B/613	Stock PC/ 10BE/BSP	32D/630	32/629	32D316	32316	
<b>RM3804</b>	12"	1"	503	570	570	497	363	399	543	596	
	24"	1"	541	610	610	531	396	435	594	653	
	36"	1"	557	624	624	548	413	453	617	678	
	48"	1"	807	872	872	671	532	586	795	875	
	60"	1"	869	926	926	702	558	615	834	918	
	72"	1"	929	974	974	758	586	644	875	962	
	84"	1"	1,054	1,112	1,112	810	635	699	947	1,042	
	96"	1"	1,177	1,245	1,245	860	683	752	1,020	1,123	
	<b>RM3814</b>	12"	1 ¼"	524	593	593	505	372	410	554	610
24"		1 ¼"	594	637	637	547	412	452	613	676	
36"		1 ¼"	615	657	657	566	430	474	643	709	
48"		1 ¼"	808	875	875	683	540	593	807	889	
60"		1 ¼"	849	903	903	704	559	617	835	921	
72"		1 ¼"	888	932	932	754	579	638	869	952	
84"		1 ¼"	1,045	1,090	1,090	820	644	710	962	1,059	
96"		1 ¼"	1,202	1,247	1,247	886	709	777	1,058	1,162	
<b>RM3824</b>		12"	1 ½"	636	681	681	566	430	474	643	709
	24"	1 ½"	702	747	747	592	456	501	680	748	
	36"	1 ½"	756	800	800	644	505	555	755	832	
	48"	1 ½"	854	878	878	754	579	638	869	952	
	60"	1 ½"	927	952	952	793	619	681	924	1,018	
	72"	1 ½"	999	1,025	1,025	834	657	723	982	1,081	
	84"	1 ½"	1,135	1,159	1,159	898	719	791	1,074	1,183	
	96"	1 ½"	1,270	1,293	1,293	963	781	860	1,168	1,284	
	Offset Pulls - Round Ends										
<b>RM3834</b>	12"	1"	557		602	548	413	453	617	678	
	24"	1"	654		704	606	467	513	699	769	
	36"	1"	761		822	662	520	574	777	856	
	48"	1"	867		936	746	575	631	857	945	
	60"	1"	929		1,005	774	601	662	899	989	
	72"	1"	991		1,071	801	628	691	938	1,033	
	84"	1"	1,116		1,205	853	677	744	1,012	1,113	
	96"	1"	1,239		1,337	903	725	812	1,083	1,212	
	<b>RM3844</b>	12"	1 ¼"	582		628	554	419	470	626	701
24"		1 ¼"	687		740	612	474	531	709	792	
36"		1 ¼"	777		840	669	530	592	791	885	
48"		1 ¼"	869		938	756	584	653	871	975	
60"		1 ¼"	910		982	775	602	674	900	1,007	
72"		1 ¼"	950		1,027	797	622	698	930	1,041	
84"		1 ¼"	1,108		1,196	863	687	770	1,026	1,150	
96"		1 ¼"	1,263		1,365	929	750	840	1,122	1,255	
<b>RM3854</b>		12"	1 ½"	691		746	615	476	536	713	799
	24"	1 ½"	756		817	644	505	566	755	845	
	36"	1 ½"	836		903	736	565	631	843	945	
	48"	1 ½"	914		989	797	622	698	930	1,041	
	60"	1 ½"	989		1,069	837	662	740	989	1,106	
	72"	1 ½"	1,060		1,145	877	700	784	1,044	1,171	
	84"	1 ½"	1,197		1,292	944	763	854	1,140	1,276	
	96"	1 ½"	1,332		1,437	1,009	826	925	1,232	1,381	
	Push Bars - Flat Ends										
<b>RM3802</b>	Up to 36" CTC	1"	503	570	570	497	363	399	543	596	
	<b>RM3812</b>	Up to 36" CTC	1 ¼"	557	602	602	516	381	419	568	626
		<b>RM3822</b>	Up to 36" CTC	1 ½"	702	747	747	592	456	501	680
Push Bars - Round Ends											
<b>RM3806</b>	Up to 36" CTC	1"	557	624	624	548	413	453	617	678	
	<b>RM3816</b>	Up to 36" CTC	1 ¼"	615	657	657	566	430	474	643	709
		<b>RM3826</b>	Up to 36" CTC	1 ½"	756	800	800	644	505	555	755

- Add \$6.80/in. over 36" for push bars.
- Add \$6.80/in. over 96".
- MP (Mid Post) - Add \$80 each. (Recommended for maximum rigidity on long door pulls. See page 5 for guidelines.)
- Order form available on website under RM3804, RM3814, RM3824, RM3834, RM3844, RM3854.

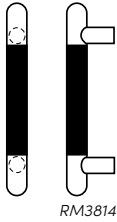
NOTE: Post location on push bars can be located ½" from end for narrow & medium stile doors and 1" from end for flush and wide stile doors.

**ROCKWOOD**  
**ASSA ABLOY**

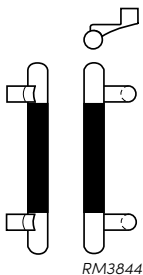
Experience a safer  
and more open world

USA & Canada Prices Effective July 1, 2022  
Check the websites for the most updated product information.

USA: 800 458 2424 • www.rockwoodmfg.com | Canada: 800 461 3007 • www.assaabloydss.ca  
Copyright © 2021-2023, ASSA ABLOY Accessories and Door Controls Group, Inc. All rights reserved. Reproduction in whole or in part without the express written permission of ASSA ABLOY Accessories and Door Controls Group, Inc. is prohibited.



RM3814



RM3844



RM3812

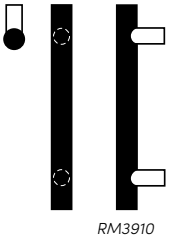


RM3816

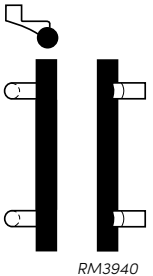


# NoirTek - Black Anodized Grip with Contrasting Posts

Straight Pulls - Flat Ends										
Part	Max OA	Dia.	28/628	313/710 315/711	3/605 4/606	10/612	10B/613	Stock PC/ 10BE/BSP	32D/630	32/629
<b>RM3900</b>	12"	1"	216	238	294	316	316	292	209	236
	24"	1"	305	334	334	359	359	323	240	268
	36"	1"	395	433	351	378	378	341	259	288
	48"	1"	485	534	595	644	644	504	371	415
	60"	1"	575	633	659	712	712	531	396	446
	72"	1"	666	730	722	780	780	559	423	473
	84"	1"	754	828	849	917	917	596	458	512
	<b>RM3910</b>	12"	1 ¼"	237	260	316	341	341	301	218
24"		1 ¼"	331	365	384	415	415	341	259	288
36"		1 ¼"	428	470	403	437	437	362	277	308
48"		1 ¼"	524	565	596	645	645	524	389	435
60"		1 ¼"	618	651	638	690	690	546	411	459
72"		1 ¼"	714	739	680	735	735	565	429	479
84"		1 ¼"	811	823	837	906	906	633	494	552
<b>RM3920</b>		12"	1 ½"	281	308	429	462	462	362	277
	24"	1 ½"	358	394	493	533	533	437	307	344
	36"	1 ½"	436	480	550	594	594	483	350	392
	48"	1 ½"	515	576	647	698	698	566	430	482
	60"	1 ½"	593	680	720	777	777	609	470	527
	72"	1 ½"	671	785	792	856	856	649	509	570
	84"	1 ½"	748	891	929	1,005	1,005	745	574	641
	Offset Pulls - Flat Ends									
<b>RM3930</b>	12"	1"			345		376	342	260	290
	24"	1"			386		419	419	288	323
	36"	1"			403		437	437	307	344
	48"	1"			649		700	554	419	469
	60"	1"			713		772	584	448	500
	72"	1"			776		838	610	471	529
	84"	1"			902		973	645	506	568
	<b>RM3940</b>	12"	1 ¼"			371		399	353	267
24"		1 ¼"			438		473	437	307	344
36"		1 ¼"			458		493	457	325	365
48"		1 ¼"			651		702	575	438	493
60"		1 ¼"			692		747	598	459	513
72"		1 ¼"			734		792	616	477	537
84"		1 ¼"			892		962	685	543	609
<b>RM3950</b>		12"	1 ½"			482		521	457	325
	24"	1 ½"			549		592	489	354	397
	36"	1 ½"			603		651	536	399	449
	48"	1 ½"			699		755	617	478	538
	60"	1 ½"			774		835	659	518	582
	72"	1 ½"			844		912	701	557	623
	84"	1 ½"			984		1,061	797	622	698



RM3910



RM3940

- HF (Hands-Free) Post - Add \$28 each. (Available on straight post only.) Order form available on website under RM3900 - RM3920.
- MP (Mid Post) - Add \$80 each. (Recommended for maximum rigidity on long door pulls. See page 5 for guidelines.)
- Order form available on website under RM3930 - RM3950.

NOTE: Post location on push bars can be located ½" from end for narrow & medium stile doors and 1" from end for flush and wide stile doors.

USA & Canada Prices Effective July 1, 2022

Check the websites for the most updated product information.

USA: 800 458 2424 • www.rockwoodmfg.com | Canada: 800 461 3007 • www.assaabloydss.ca

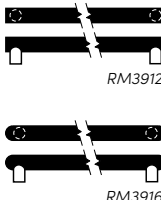
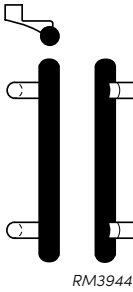
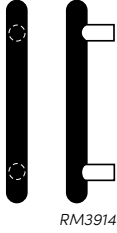
Copyright © 2021-2023, ASSA ABLOY Accessories and Door Controls Group, Inc. All rights reserved. Reproduction in whole or in part without the express written permission of ASSA ABLOY Accessories and Door Controls Group, Inc. is prohibited.

**ROCKWOOD**  
**ASSA ABLOY**

Experience a safer  
and more open world

NoirTek - Black Anodized Grip with Contrasting Posts (con't)

Straight Pulls - Round Ends											
Part	Max OA	Dia.	28/628	313/710 315/711	3/605 4/606	10/612	10B/613	Stock PC/ 10BE/BSP	32D/630	32/629	
<b>RM3904</b>	12"	1"	266	294	416	449	449	351	266	298	
	24"	1"	353	388	457	492	492	426	296	332	
	36"	1"	437	482	473	511	511	445	313	351	
	48"	1"	524	576	718	776	776	563	426	477	
	60"	1"	609	670	782	844	844	590	453	507	
	72"	1"	693	762	844	912	912	616	477	537	
	84"	1"	780	857	971	1,050	1,050	654	513	576	
<b>RM3914</b>	12"	1 1/4"	287	317	439	475	475	360	275	307	
	24"	1 1/4"	371	408	507	548	548	445	313	351	
	36"	1 1/4"	455	501	525	568	568	466	333	372	
	48"	1 1/4"	540	594	720	777	777	584	448	500	
	60"	1 1/4"	623	685	761	821	821	603	466	520	
	72"	1 1/4"	708	779	801	867	867	625	487	545	
	84"	1 1/4"	791	871	961	1,037	1,037	692	550	617	
<b>RM3924</b>	12"	1 1/2"	331	365	551	595	595	466	333	372	
	24"	1 1/2"	424	465	617	667	667	497	363	407	
	36"	1 1/2"	515	565	672	725	725	542	407	456	
	48"	1 1/2"	607	668	768	830	830	626	488	546	
	60"	1 1/2"	695	767	842	910	910	667	527	590	
	72"	1 1/2"	788	867	914	988	988	736	565	632	
	84"	1 1/2"	880	968	1,052	1,136	1,136	802	629	704	
Offset Pulls - Round Ends											
<b>RM3934</b>	12"	1"			470		507	446	314	352	
	24"	1"			510		550	478	345	386	
	36"	1"			525		568	497	363	407	
	48"	1"			773		834	614	475	533	
	60"	1"			836		903	642	503	563	
	72"	1"			899		971	668	529	591	
	84"	1"			1,026		1,108	735	563	630	
<b>RM3944</b>	12"	1 1/4"			492		531	455	324	363	
	24"	1 1/4"			560		604	497	363	407	
	36"	1 1/4"			578		627	516	381	428	
	48"	1 1/4"			774		835	635	496	555	
	60"	1 1/4"			816		880	655	514	577	
	72"	1 1/4"			857		925	677	536	597	
	84"	1 1/4"			1,014		1,095	773	600	672	
<b>RM3954</b>	12"	1 1/2"			604		653	516	381	428	
	24"	1 1/2"			671		723	548	413	462	
	36"	1 1/2"			725		783	592	456	511	
	48"	1 1/2"			822		888	678	537	601	
	60"	1 1/2"			897		968	748	576	646	
	72"	1 1/2"			969		1,046	788	614	687	
	84"	1 1/2"			1,108		1,196	854	678	761	
Push Bars - Flat Ends											
<b>RM3902</b>	Up to 36" CTC	1"	395	433	351	378	378	341	259	288	
	<b>RM3912</b>	Up to 36" CTC	1 1/4"	428	470	403	437	437	362	277	308
		<b>RM3922</b>	Up to 36" CTC	1 1/2"	436	480	550	594	594	483	392
Push Bars - Round Ends											
<b>RM3906</b>	Up to 36" CTC	1"	437	482	473	511	511	445	313	351	
	<b>RM3916</b>	Up to 36" CTC	1 1/4"	455	501	525	568	568	466	333	372
		<b>RM3926</b>	Up to 36" CTC	1 1/2"	515	565	672	725	725	542	456



- Add \$6.80/in. over 36" for push bars.
- HF (Hands-Free) Post - Add \$28 each. (Available on straight post only.) Order form available on website under RM3904 - RM3924.
- MP (Mid Post) - Add \$80 each. (Recommended for maximum rigidity on long door pulls. See page 5 for guidelines.)
- Order form available on website under RM3934 - RM3954.

NOTE: Post location on push bars can be located 1/8" from end for narrow & medium stile doors and 1" from end for flush and wide stile doors.

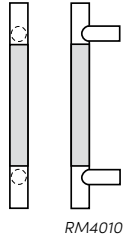
**ROCKWOOD**  
**ASSA ABLOY**

Experience a safer  
and more open world

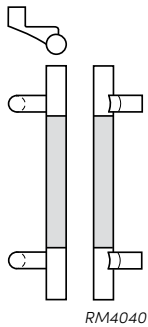
USA & Canada Prices Effective July 1, 2022  
Check the websites for the most updated product information.

USA: 800 458 2424 • www.rockwoodmfg.com | Canada: 800 461 3007 • www.assaabloydss.ca  
Copyright © 2021-2023, ASSA ABLOY Accessories and Door Controls Group, Inc. All rights reserved. Reproduction in whole or in part without the express written permission of ASSA ABLOY Accessories and Door Controls Group, Inc. is prohibited.

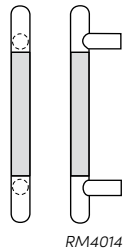
# ArborMet - Wood Grip Pulls



Straight Pulls - Flat Ends								
Part	Max OA	Dia.	3/605 4/606	10/612	10B/613	Stock PC/ 10BE/BSP	32D/630	32/629
<b>RM4000</b>	12"	1"	576	622	622	570	419	469
	24"	1"	651	702	702	642	486	542
	36"	1"	725	782	782	741	551	617
	48"	1"	799	863	863	815	619	693
<b>RM4010</b>	12"	1 1/4"	602	650	650	586	434	487
	24"	1 1/4"	676	731	731	659	502	563
	36"	1 1/4"	750	810	810	759	568	635
	48"	1 1/4"	824	891	891	833	633	710
<b>RM4020</b>	12"	1 1/2"	701	757	757	657	498	559
	24"	1 1/2"	776	837	837	757	566	632
	36"	1 1/2"	851	918	918	829	631	707
	48"	1 1/2"	925	998	998	901	698	781



Offset Pulls - Flat Ends								
<b>RM4030</b>	12"	1"	629		678	619	465	520
	24"	1"	702		758	720	532	595
	36"	1"	777		839	792	597	669
	48"	1"	852		919	864	664	744
<b>RM4040</b>	12"	1 1/4"	654		704	637	480	539
	24"	1 1/4"	729		786	738	548	613
	36"	1 1/4"	801		867	811	613	689
	48"	1 1/4"	876		947	881	682	762
<b>RM4050</b>	12"	1 1/2"	754		815	736	545	610
	24"	1 1/2"	828		894	808	611	685
	36"	1 1/2"	902		973	879	680	759
	48"	1 1/2"	977		1,054	951	744	835

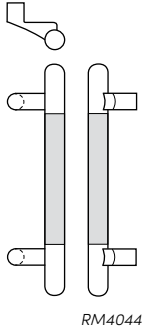


Straight Pulls - Round Ends								
<b>RM4004</b>	12"	1"	695	752	752	627	473	529
	24"	1"	771	830	830	729	538	603
	36"	1"	843	911	911	800	605	677
	48"	1"	918	992	992	873	671	752
<b>RM4014</b>	12"	1 1/4"	721	779	779	644	488	546
	24"	1 1/4"	795	858	858	745	554	621
	36"	1 1/4"	870	939	939	817	621	695
	48"	1 1/4"	945	1,018	1,018	890	687	770
<b>RM4024</b>	12"	1 1/2"	820	885	885	741	551	617
	24"	1 1/2"	894	966	966	815	619	693
	36"	1 1/2"	969	1,047	1,047	886	685	766
	48"	1 1/2"	1,044	1,126	1,126	958	750	842

- Add on will apply for Premium and Super Premium wood species, as well as any additional wood finishing. See page 39.
- Order form available on website under RM4000 - RM4020, RM4030 - RM4050, RM4004 - RM4024.

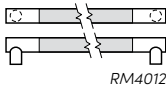
NOTE: Post location on push bars can be located 1/8" from end for narrow & medium stile doors and 1" from end for flush and wide stile doors.

## ArborMet - Wood Grip Pulls (con't)



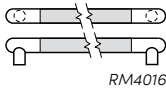
Offset Pulls - Round Ends								
Part	Max OA	Dia.	3/605 4/606	10/612	10B/613	Stock PC/ 10BE/BSP	32D/630	32/629
<b>RM4034</b>	12"	1"	747		808	678	518	581
	24"	1"	821		888	780	584	655
	36"	1"	897		968	851	651	729
	48"	1"	970		1,049	923	719	804
<b>RM4044</b>	12"	1 ¼"	773		835	724	534	600
	24"	1 ¼"	848		915	797	601	673
	36"	1 ¼"	921		995	868	666	747
	48"	1 ¼"	996		1,076	941	734	821
<b>RM4054</b>	12"	1 ½"	872		943	792	597	669
	24"	1 ½"	947		1,023	864	664	744
	36"	1 ½"	1,020		1,101	939	730	819
	48"	1 ½"	1,095		1,181	1,009	798	893

### Push Bars - Flat Ends



<b>RM4002</b>	Up to 36" CTC	1"	725	782	782	741	551	617
<b>RM4012</b>	Up to 36" CTC	1 ¼"	750	810	810	759	568	635
<b>RM4022</b>	Up to 36" CTC	1 ½"	851	918	918	829	631	707

### Push Bars - Round Ends

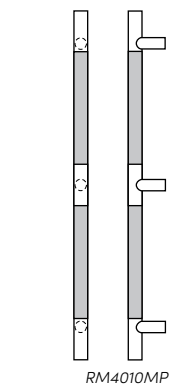


<b>RM4006</b>	Up to 36" CTC	1"	843	911	911	800	605	677
<b>RM4016</b>	Up to 36" CTC	1 ¼"	870	939	939	817	621	695
<b>RM4026</b>	Up to 36" CTC	1 ½"	969	1,047	1,047	886	685	766

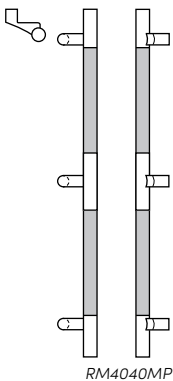
- Add on will apply for Premium and Super Premium wood species, as well as any additional wood finishing. See page 39.
- Order form available on website under RM4034 - RM4054, RM4002 - RM4022, RM4006 - RM4026.

NOTE: Post location on push bars can be located ⅛" from end for narrow & medium stile doors and 1" from end for flush and wide stile doors.

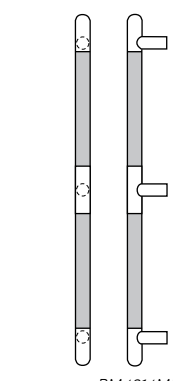
## ArborMet - Wood Grip Pulls (con't)



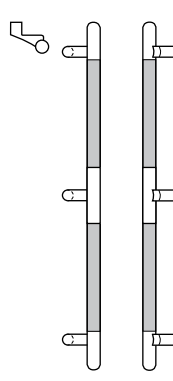
RM4010MP



RM4040MP



RM4014MP



RM4044MP

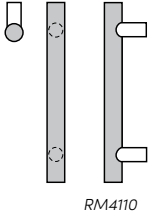
Straight Pulls - Flat Ends								
Part	Max OA	Dia.	3/605 4/606	10/612	10B/613	Stock PC/ 10BE/BSP	32D/630	32/629
<b>RM4000MP</b>	60"	1"	929	1,005	1,005	947	740	829
	72"	1"	1,005	1,085	1,085	1,020	808	903
	84"	1"	1,078	1,164	1,164	1,092	874	978
	96"	1"	1,153	1,245	1,245	1,165	941	1,054
<b>RM4010MP</b>	60"	1 1/4"	954	1,032	1,032	965	756	846
	72"	1 1/4"	1,029	1,113	1,113	1,036	822	923
	84"	1 1/4"	1,101	1,191	1,191	1,110	890	996
	96"	1 1/4"	1,177	1,271	1,271	1,182	957	1,072
<b>RM4020MP</b>	60"	1 1/2"	1,054	1,139	1,139	1,033	819	918
	72"	1 1/2"	1,130	1,218	1,218	1,106	885	993
	84"	1 1/2"	1,204	1,299	1,299	1,179	954	1,068
	96"	1 1/2"	1,277	1,378	1,378	1,251	1,019	1,143
Offset Pulls - Flat Ends								
<b>RM4030MP</b>	60"	1"	982		1,059	998	785	880
	72"	1"	1,055		1,140	1,070	853	956
	84"	1"	1,131		1,220	1,141	921	1,031
	96"	1"	1,205		1,301	1,215	988	1,106
<b>RM4040MP</b>	60"	1 1/4"	1,007		1,088	1,014	803	898
	72"	1 1/4"	1,080		1,168	1,087	870	973
	84"	1 1/4"	1,155		1,248	1,159	936	1,049
	96"	1 1/4"	1,229		1,329	1,233	1,002	1,123
<b>RM4050MP</b>	60"	1 1/2"	1,108		1,196	1,085	865	970
	72"	1 1/2"	1,180		1,274	1,157	933	1,045
	84"	1 1/2"	1,256		1,355	1,231	999	1,119
	96"	1 1/2"	1,330		1,434	1,302	1,067	1,196
Straight Pulls - Round Ends								
<b>RM4004MP</b>	60"	1"	1,049	1,133	1,133	1,005	793	888
	72"	1"	1,122	1,213	1,213	1,077	860	963
	84"	1"	1,197	1,293	1,293	1,151	927	1,038
	96"	1"	1,270	1,373	1,373	1,223	993	1,113
<b>RM4014MP</b>	60"	1 1/4"	1,074	1,160	1,160	1,023	809	905
	72"	1 1/4"	1,148	1,240	1,240	1,094	875	981
	84"	1 1/4"	1,223	1,320	1,320	1,167	942	1,055
	96"	1 1/4"	1,297	1,398	1,398	1,240	1,008	1,131
<b>RM4024MP</b>	60"	1 1/2"	1,173	1,267	1,267	1,090	873	977
	72"	1 1/2"	1,248	1,348	1,348	1,164	939	1,052
	84"	1 1/2"	1,321	1,428	1,428	1,236	1,006	1,126
	96"	1 1/2"	1,395	1,509	1,509	1,309	1,074	1,203
Offset Pulls - Round Ends								
<b>RM4034MP</b>	60"	1"	1,099		1,188	1,054	840	939
	72"	1"	1,175		1,268	1,129	906	1,015
	84"	1"	1,249		1,349	1,200	1,028	1,151
	96"	1"	1,323		1,430	1,274	1,150	1,288
<b>RM4044MP</b>	60"	1 1/4"	1,126		1,216	1,072	855	957
	72"	1 1/4"	1,200		1,296	1,145	924	1,033
	84"	1 1/4"	1,274		1,376	1,217	990	1,108
	96"	1 1/4"	1,349		1,456	1,290	1,056	1,184
<b>RM4054MP</b>	60"	1 1/2"	1,225		1,323	1,140	920	1,029
	72"	1 1/2"	1,299		1,404	1,214	987	1,105
	84"	1 1/2"	1,374		1,484	1,286	1,053	1,180
	96"	1 1/2"	1,448		1,564	1,358	1,119	1,253

• Add on will apply for Premium and Super Premium wood species, as well as any additional wood finishing. See page 39.

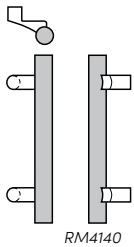
NOTE: Post location on push bars can be located 1/8" from end for narrow & medium stile doors and 1" from end for flush and wide stile doors.

## ArborTek - Wood Grip Pulls

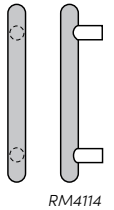
Straight Pulls - Flat Ends								
Part	Max OA	Dia.	3/605 4/606	10/612	10B/613	Stock PC/ 10BE/BSP	32D/630	32/629
<b>RM4100</b>	12"	1"	429	462	462	425	285	321
	24"	1"	503	543	543	498	352	394
	36"	1"	576	622	622	570	419	469
	48"	1"	651	702	702	642	486	542
<b>RM4110</b>	12"	1 ¼"	452	489	489	455	314	352
	24"	1 ¼"	528	570	570	528	380	426
	36"	1 ¼"	602	650	650	600	448	501
	48"	1 ¼"	676	731	731	671	512	575
<b>RM4120</b>	12"	1 ½"	554	597	597	512	365	410
	24"	1 ½"	628	677	677	584	432	484
	36"	1 ½"	701	757	757	657	498	559
	48"	1 ½"	776	837	837	757	566	632
Offset Pulls - Flat Ends								
<b>RM4130</b>	12"	1"	480		519	476	333	372
	24"	1"	555		599	548	398	448
	36"	1"	629		678	619	465	520
	48"	1"	702		758	720	532	595
<b>RM4140</b>	12"	1 ¼"	505		546	505	360	402
	24"	1 ¼"	578		627	579	426	478
	36"	1 ¼"	654		704	650	493	552
	48"	1 ¼"	729		786	751	561	627
<b>RM4150</b>	12"	1 ½"	604		654	563	412	461
	24"	1 ½"	680		734	634	478	536
	36"	1 ½"	754		815	736	545	610
	48"	1 ½"	828		894	808	611	685
Straight Pulls - Round Ends								
<b>RM4104</b>	12"	1"	548	592	592	483	339	380
	24"	1"	620	671	671	554	404	455
	36"	1"	695	752	752	627	473	529
	48"	1"	771	830	830	729	538	603
<b>RM4114</b>	12"	1 ¼"	572	618	618	513	366	411
	24"	1 ¼"	647	698	698	585	433	486
	36"	1 ¼"	721	779	779	658	501	561
	48"	1 ¼"	795	858	858	758	567	633
<b>RM4124</b>	12"	1 ½"	672	725	725	570	419	469
	24"	1 ½"	746	807	807	642	486	542
	36"	1 ½"	820	885	885	741	551	617
	48"	1 ½"	894	966	966	815	619	693



RM4110



RM4140



RM4114

- Add on will apply for Premium and Super Premium wood species, as well as any additional wood finishing. See page 39.
- Order form available on website under RM4100 - RM4120, RM4130 - RM4150, RM4104 - RM4124.

NOTE: Post location on push bars can be located ½" from end for narrow & medium stile doors and 1" from end for flush and wide stile doors.

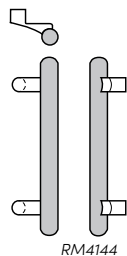
**ROCKWOOD**  
**ASSA ABLOY**

Experience a safer  
and more open world

USA & Canada Prices Effective July 1, 2022  
Check the websites for the most updated product information.

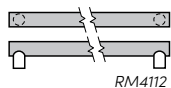
USA: 800 458 2424 • www.rockwoodmfg.com | Canada: 800 461 3007 • www.assaabloydss.ca  
Copyright © 2021-2023, ASSA ABLOY Accessories and Door Controls Group, Inc. All rights reserved. Reproduction in whole or in part without the express written permission of ASSA ABLOY Accessories and Door Controls Group, Inc. is prohibited.

## ArborTek - Wood Grip Pulls (con't)

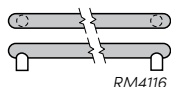


Offset Pulls - Round Ends								
Part	OA	Dia.	3/605 4/606	10/612	10B/613	Stock PC/ 10BE/BSP	32D/630	32/629
<b>RM4134</b>	12"	1"	599		648	532	386	432
	24"	1"	674		728	607	452	506
	36"	1"	747		808	678	518	581
	48"	1"	821		888	780	584	655
<b>RM4144</b>	12"	1 ¼"	623		675	564	414	462
	24"	1 ¼"	698		754	635	479	537
	36"	1 ¼"	773		835	737	546	612
	48"	1 ¼"	848		915	809	612	687
<b>RM4154</b>	12"	1 ½"	723		781	619	465	520
	24"	1 ½"	798		862	720	532	595
	36"	1 ½"	872		943	792	597	669
	48"	1 ½"	947		1,023	864	664	744

Push Bars - Flat Ends								
<b>RM4112</b>	Up to 36" CTC	1 ¼"	602	650	650	600	448	501
<b>RM4122</b>	Up to 36" CTC	1 ½"	701	757	757	657	498	559

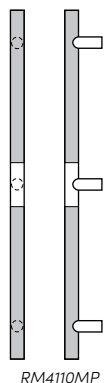


Push Bars - Round Ends								
<b>RM4116</b>	Up to 36" CTC	1 ¼"	721	779	779	658	501	561
<b>RM4126</b>	Up to 36" CTC	1 ½"	820	885	885	741	551	617



• Order form available on website under RM4134 - RM4154, RM4112 - RM4122, RM4116 - RM4126.

Straight Pulls - Flat Ends								
Part	Max OA	Dia.	3/605 4/606	10/612 10B/613	Stock PC/ 10BE/BSP	32D/630	32/629	
<b>RM4100MP</b>	60"	1"	781	843	774	608	681	
	72"	1"	856	923	846	674	755	
	84"	1"	929	1,005	920	741	831	
	96"	1"	1,005	1,085	992	809	903	
<b>RM4110MP</b>	60"	1 ¼"	807	871	803	633	711	
	72"	1 ¼"	880	951	877	701	785	
	84"	1 ¼"	954	1,032	949	767	861	
	96"	1 ¼"	1,029	1,112	1,023	836	936	
<b>RM4120MP</b>	60"	1 ½"	907	978	888	687	770	
	72"	1 ½"	981	1,058	962	754	844	
	84"	1 ½"	1,054	1,139	1,034	820	920	
	96"	1 ½"	1,130	1,218	1,107	887	993	



• Add on will apply for Premium and Super Premium wood species, as well as any additional wood finishing. See page 39.

NOTE: Post location on push bars can be located ½" from end for narrow & medium stile doors and 1" from end for flush and wide stile doors.

ArborTek - Wood Grip Pulls (con't)

Offset Pulls - Flat Ends								
Part	Max OA	Dia.	3/605 4/606	10/612	10B/613	Stock PC/ 10BE/BSP	32D/630	32/629
<b>RM4130MP</b>	60"	1"	834		900	853	654	731
	72"	1"	908		981	925	721	808
	84"	1"	982		1,059	999	786	881
	96"	1"	1,055		1,140	1,071	854	957
<b>RM4140MP</b>	60"	1 ¼"	858		927	883	683	763
	72"	1 ¼"	932		1,008	956	748	838
	84"	1 ¼"	1,007		1,088	1,028	816	914
	96"	1 ¼"	1,080		1,168	1,102	882	989
<b>RM4150MP</b>	60"	1 ½"	957		1,035	940	732	820
	72"	1 ½"	1,033		1,115	1,011	801	896
	84"	1 ½"	1,108		1,196	1,085	866	971
	96"	1 ½"	1,180		1,274	1,157	934	1,046
Straight Pulls - Round Ends								
<b>RM4104MP</b>	60"	1"	900	971	971	860	659	739
	72"	1"	973	1,052	1,052	931	727	815
	84"	1"	1,049	1,133	1,133	1,005	794	888
	96"	1"	1,122	1,213	1,213	1,077	861	964
<b>RM4114MP</b>	60"	1 ¼"	926	998	998	890	689	771
	72"	1 ¼"	999	1,079	1,079	963	755	846
	84"	1 ¼"	1,074	1,160	1,160	1,035	821	921
	96"	1 ¼"	1,148	1,240	1,240	1,109	888	996
<b>RM4124MP</b>	60"	1 ½"	1,026	1,108	1,108	947	740	829
	72"	1 ½"	1,098	1,187	1,187	1,020	808	902
	84"	1 ½"	1,173	1,267	1,267	1,092	874	978
	96"	1 ½"	1,248	1,348	1,348	1,165	941	1,053
Offset Pulls - Round Ends								
<b>RM4134MP</b>	60"	1"	952		1,029	912	705	791
	72"	1"	1,027		1,109	983	773	866
	84"	1"	1,099		1,188	1,057	840	941
	96"	1"	1,175		1,268	1,130	906	1,016
<b>RM4144MP</b>	60"	1 ¼"	978		1,055	941	734	822
	72"	1 ¼"	1,052		1,135	1,012	802	897
	84"	1 ¼"	1,126		1,216	1,086	867	972
	96"	1 ¼"	1,200		1,296	1,158	935	1,049
<b>RM4154MP</b>	60"	1 ½"	1,077		1,163	998	785	880
	72"	1 ½"	1,152		1,244	1,070	853	956
	84"	1 ½"	1,225		1,323	1,141	921	1,031
	96"	1 ½"	1,299		1,404	1,215	988	1,106

• Add on will apply for Premium and Super Premium wood species, as well as any additional wood finishing. See page 39.

NOTE: Post location on push bars can be located ½" from end for narrow & medium stile doors and 1" from end for flush and wide stile doors.



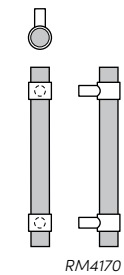
Experience a safer and more open world

USA & Canada Prices Effective July 1, 2022  
Check the websites for the most updated product information.

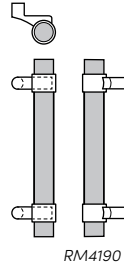
USA: 800 458 2424 • www.rockwoodmfg.com | Canada: 800 461 3007 • www.assaabloydss.ca  
Copyright © 2021-2023, ASSA ABLOY Accessories and Door Controls Group, Inc. All rights reserved. Reproduction in whole or in part without the express written permission of ASSA ABLOY Accessories and Door Controls Group, Inc. is prohibited.



## ArborTek - Wood Grip Pulls (con't)



RM4170



RM4190

Wood Pulls with Collar Mount Posts								
Straight Pulls - Flat Ends								
Part	Max OA	Dia.	3/605 4/606	10/612	10B/613	Stock PC/ 10BE/BSP	32D/630	32/629
<b>RM4160</b>	12"	1"	629	680	680	654	495	555
	24"	1"	728	784	784	749	583	654
	36"	1"	822	888	888	843	669	749
	48"	1"	925	998	998	941	761	852
<b>RM4170</b>	12"	1 1/4"	639	691	691	663	505	567
	24"	1 1/4"	756	818	818	776	610	684
	36"	1 1/4"	872	943	943	890	713	800
	48"	1 1/4"	955	1,032	1,032	971	786	882
Offset Pulls - Flat Ends								
<b>RM4180</b>	12"	1"	696		754	719	556	623
	24"	1"	803		867	823	653	730
	36"	1"	911		986	927	748	839
	48"	1"	986		1,061	999	813	910
<b>RM4190</b>	12"	1 1/4"	703		761	728	565	631
	24"	1 1/4"	830		898	850	677	757
	36"	1 1/4"	956		1,034	972	789	883
	48"	1 1/4"	1,007		1,087	1,020	835	933

- Add on will apply for Premium and Super Premium wood species, as well as any additional wood finishing.
- Order form available on website under RM4160 - RM4170, RM4180 - RM4190.

NOTE: Post location on push bars can be located 1/8" from end for narrow & medium stile doors and 1" from end for flush and wide stile doors.

Wood Species	
<b>Domestic (Standard)</b>	Hickory, White Oak, Red Oak, Maple
<b>Premium</b>	Beech, Cherry, Birch
<b>Super Premium</b>	Mahogany, Jatoba (Brazilian Cherry), Canary, Walnut

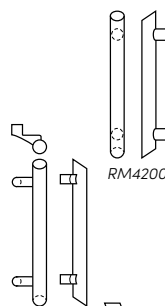
### Wood Add On

Wood Species	Wood Dia	Add On	Wood Species	Wood Dia	Add On	Finish	Add On
<b>Premium</b>	1"	29	<b>Super Premium</b>	1"	65	<b>Clear</b>	205*
	1 1/4"	45		1 1/4"	85	<b>Dyed</b>	205*
	1 1/2"	65		1 1/2"	105	<b>Tung Oil</b>	70*

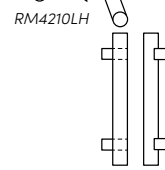
- Wood is a natural material, colors and grain will vary between pulls.
- Other wood species are available by request.
- Hickory, sanded unfinished is the stock species; other wood types will require longer lead times and may be subject to availability,

NOTE: \*Add on charges are per wood dowel.

## SkewTek - Angled End Pulls



RM4200



RM4210LH

Straight Pull - Forward Segment										
Part	Max OA	Dia.	28/628	313/710 315/711	3/605 4/606	10/612	10B/613	Stock PC/ 10BE/BSP	32D/630	32/629
<b>RM4200-11</b>	16"	1 1/2"	597	657	809	872	872	685	545	611
Offset Pulls - Forward Segment										
<b>RM4210LH-11</b>	16"	1 1/2"	640	705	860		927	756	586	657
<b>RM4210RH-11</b>	16"	1 1/2"	640	705	860		927	756	586	657
Straight Pulls - Rectangular Posts										
<b>RM4270-12</b>	18"	2"	853	912	1,347	1,455	1,455	1,040	857	961
<b>RM4270-24</b>	30"	2"	933	996	1,472	1,589	1,589	1,141	957	1,071
Offset Pulls - Rectangular Posts										
<b>RM4272-12</b>	18"	2"	1,053	1,115	1,555		1,681	1,211	1,022	1,144
<b>RM4272-24</b>	30"	2"	1,136	1,196	1,677		1,811	1,345	1,123	1,254
Straight Pulls - Round Posts										
<b>RM4274-12</b>	18"	2"	853	912	1,347	1,455	1,455	1,040	857	961
<b>RM4274-24</b>	30"	2"	933	996	1,472	1,589	1,589	1,141	957	1,071

- Add \$6.80/in. over 30".

USA & Canada Prices Effective July 1, 2022

Check the websites for the most updated product information.

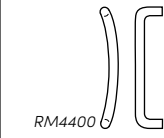
USA: 800 458 2424 • www.rockwoodmfg.com | Canada: 800 461 3007 • www.assaabloydss.ca

Copyright © 2021-2023, ASSA ABLOY Accessories and Door Controls Group, Inc. All rights reserved. Reproduction in whole or in part without the express written permission of ASSA ABLOY Accessories and Door Controls Group, Inc. is prohibited.

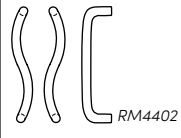
**ROCKWOOD**  
**ASSA ABLOY**

Experience a safer  
and more open world

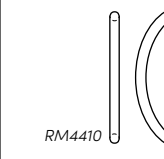
## CentTrex - Shaped Pulls



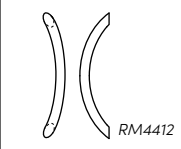
Curved Pulls									
Part	CTC	28/628	313/710 315/711	3/605 4/606	10/612 10B/613	Stock PC/ 10BE/BSP	26/625 26D/626	32D/630	32/629
<b>RM4400-12</b>	12"	448	471	703	762	584	703	433	485
<b>RM4400-20</b>	20"	466	491	781	843	602	781	451	505



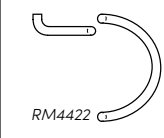
Double Curved Pulls									
<b>RM4402LH</b>	12"	536	559	781	843	645	781	489	549
<b>RM4402RH</b>	12"	536	559	781	843	645	781	489	549



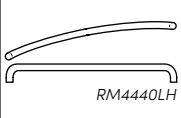
Straight Radius Pulls									
<b>RM4410-12</b>	12"	396	419	703	762	520	703	372	417
<b>RM4410-18</b>	18"	419	444	781	843	542	781	393	441
<b>RM4410-24</b>	24"	444	466	854	920	584	854	433	485



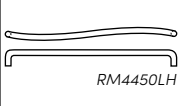
Offset Radius Pulls									
<b>RM4412-12</b>	12"	491	513	807	870	602	807	451	505
<b>RM4412-18</b>	18"	513	536	875	946	626	875	471	530
<b>RM4412-24</b>	24"	536	559	950	1,026	667	950	510	572



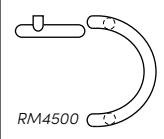
Semi-Circular Pulls									
<b>RM4420</b>	9"	305	328		633	436	587	296	331
<b>RM4422</b>	12"	328	352		657	458	610	318	354



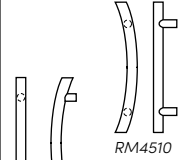
Radius Push Bars									
<b>RM4440LH</b>	Up to 36"	582	607	1,072	1,158	888	1,072	689	770
<b>RM4440RH</b>	Up to 36"	582	607	1,072	1,158	888	1,072	689	770



Compound Radius Push Bars									
<b>RM4450LH</b>	Up to 36"	1,159	1,231	786	1,656	1,339	1,533	1,078	1,207
<b>RM4450RH</b>	Up to 36"	1,159	1,231	786	1,656	1,339	1,533	1,078	1,207



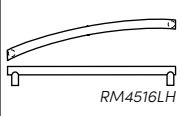
Semi-Circular Pulls									
<b>RM4500</b>	11"	466	491	974	1,052	715		529	591
<b>RM4502</b>	11"	466	491	974	1,052	715		529	591
<b>RM4506</b>	12"			635	687	562		413	461



Side Radius Pull									
<b>RM4510</b>	12"	513	559	731	789	645		489	549



Projecting Radius Pull										
<b>RM4512</b>	12"				1,072	1,158	823		627	701



Radius Push Bars									
<b>RM4516LH</b>	Up to 36"	628	674	950	1,026	758		568	635
<b>RM4516RH</b>	Up to 36"	628	674	950	1,026	758		568	635

NOTE: Post location on push bars can be located 1/8" from end for narrow & medium stile doors and 1" from end for flush and wide stile doors.

**ROCKWOOD**  
**ASSA ABLOY**

Experience a safer  
and more open world

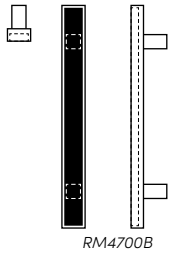
USA & Canada Prices Effective July 1, 2022

Check the websites for the most updated product information.

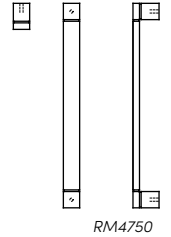
USA: 800 458 2424 • [www.rockwoodmfg.com](http://www.rockwoodmfg.com) | Canada: 800 461 3007 • [www.assaabloydss.ca](http://www.assaabloydss.ca)

Copyright © 2021-2023, ASSA ABLOY Accessories and Door Controls Group, Inc. All rights reserved. Reproduction in whole or in part without the express written permission of ASSA ABLOY Accessories and Door Controls Group, Inc. is prohibited.

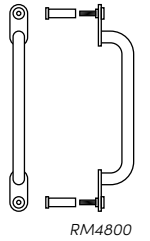
# AccenTek™ - Solid Pulls with Accents



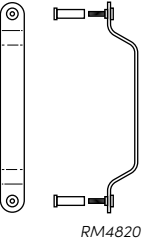
RM4700B



RM4750



RM4800



RM4820

Cast Pulls									
Part	Grip	CTC	Stock PC/ 10BE/BSP	3/605 4/606	10/612 10A/722	10B/613 10BL/614	15/619 15A/620	20A/624	26/625 26D/626
<b>RM4720</b>	1 1/2" x 1/2" x 12 1/2"	8"	583	555	601	601	601	601	601
<b>RM4700W</b>	1 1/4" x 5/8" x 14"	10"	677	647	696	696	696	696	696
<b>RM4700B</b>	1 1/4" x 5/8" x 14"	10"	677	647	696	696	696	696	696
Solid Groove Pulls									
Part	Grip	CTC	32D/630	32/629					
<b>RM4750</b>	1/2" x 1 1/4"	12"	373	420					
	1/2" x 1 1/4"	24"	433	484					
	1/2" x 1 1/4"	36"	491	551					
	1/2" x 1 1/4"	48"	550	616					
<b>RM4755</b>	3/4" x 1 1/4"	12"	425	475					
	3/4" x 1 1/4"	24"	482	541					
	3/4" x 1 1/4"	36"	543	607					
	3/4" x 1 1/4"	48"	600	672					
Formed Pulls with Distinguished Fastener Heads									
Part	Grip	CTC	Wrought Black	Stock PC/ 10BE/BSP	32D/630				
<b>RM4800</b>	3/4" Dia	12"	490	490	396				
		16"	490	490	396				
		24"	541	541	455				
		36"	740	740	600				
<b>RM4810</b>	1 1/2" x 1/4"	12"	403	403	321				
		16"	403	403	321				
		24"	446	446	368				
		36"	611	611	485				
<b>RM4820</b>	1 1/2" x 3/16"	12"	490	490	396				
		16"	490	490	396				
		24"	541	541	455				
		36"	740	740	600				
<b>RM4800 x RM4810</b>		12"	895	895	717				
		16"	895	895	717				
		24"	989	989	823				
		36"	1,353	1,353	1,084				
<b>RM4820 x RM4810</b>		12"	895	895	717				
		16"	895	895	717				
		24"	989	989	823				
		36"	1,353	1,353	1,084				

- RM4700 pulls contain white or black polycarbonat insert.
- RM4750 & RM4755 pulls add \$10.20/in. over 48". CTC up to 60".
- RM4800 series, US32D and 10BE come with Socket Head Screws. Other finishes come with Hex Head Screws.
- RM4800 series longer lengths may be offered, call factory for pricing.
- Specify CTC when ordering.

USA & Canada Prices Effective July 1, 2022

Check the websites for the most updated product information.

USA: 800 458 2424 • www.rockwoodmfg.com | Canada: 800 461 3007 • www.assaabloydss.ca

Copyright © 2021-2023, ASSA ABLOY Accessories and Door Controls Group, Inc. All rights reserved. Reproduction in whole or in part without the express written permission of ASSA ABLOY Accessories and Door Controls Group, Inc. is prohibited.

**ROCKWOOD**

**ASSA ABLOY**

Experience a safer  
and more open world

## PlanTek - Flat Front Pulls



RM5200

Straight Cast Pulls									
Part	CTC	Grip Size	3/605 4/606	10/612	10B/613	Stock PC/ 10BE/BSP	26/625 26D/626	32D/630	32/629
RM5200-7	7"	1"	349	375	375	350	349		
RM5200-12	12"	1"	401	433	433	403	401		
RM5202	12"	1 1/4"	505	546	546	509	505		
Offset Cast Pulls									
RM5204-8	8"	1"	349		375	350	349		
RM5204-12	12"	1"	401		433	403	401		
Radius End Pulls									
RM5210-10	10"	1/2" x 1 1/4"	712	770	770	545		394	443
RM5210-12	12"	1/2" x 1 1/4"	740	800	800	565		415	464
RM5220-12	12"	3/4" x 1 1/2"	951	1,027	1,027	607		452	506
RM5220-18	18"	3/4" x 1 1/2"	1,059	1,144	1,144	670		511	574
Square End Pulls									
RM5230-10	10"	1/2" x 1 1/4"	659	712	712	440		298	334
RM5230-12	12"	1/2" x 1 1/4"	691	746	746	458		317	353
RM5240-12	12"	3/4" x 1 1/2"	873	945	945	480		336	376
RM5240-18	18"	3/4" x 1 1/2"	977	1,056	1,056	501		356	398
Bent End Pulls									
RM5250-10	10"	1/2" x 1 1/4"	533	575	575	418		277	311
RM5250-12	12"	1/2" x 1 1/4"	557	600	600	440		298	334
RM5260-12	12"	3/4" x 1 1/2"	712	770	770	501		356	398
RM5260-18	18"	3/4" x 1 1/2"	844	912	912	545		394	443
Radius End Pulls									
RM5270-10	10"	1/2" x 3/4"				523		376	421
RM5270-12	12"	1/2" x 3/4"				539		390	439
RM5270-16	16"	1/2" x 3/4"				579		426	478
Straight Cast Pull									
RM5280	9"	1/2" x 1/2"	162	174	174	163	162		
Push Bars - Radius Ends									
RM5212	Up to 36"	1/2" x 1 1/4"	977	1,056	1,056	647		491	550
RM5222	Up to 36"	3/4" x 1 1/2"	1,477	1,595	1,595	893		690	771
Push Bars - Flat Ends									
RM5232	Up to 36"	1/2" x 1 1/4"	977	1,056	1,056	565		415	464
RM5242	Up to 36"	3/4" x 1 1/2"	1,452	1,571	1,571	670		511	574



RM5210



RM5250



RM5270

- Add \$10.20/in. over 36".
- RM5200, RM5202, RM5204 CTC can not be modified.
- Order form available on website under RM5200 - RM5202, RM5204, RM5210 - RM5220, RM5230 - RM5240, RM5250 - RM5260, RM5270, RM5280.

NOTE: Post location on push bars can be located 1/8" from end for narrow & medium stile doors and 1" from end for flush and wide stile doors.

**ROCKWOOD**  
**ASSA ABLOY**

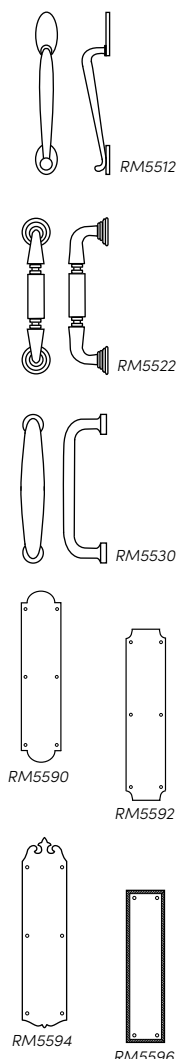
Experience a safer  
and more open world

USA & Canada Prices Effective July 1, 2022  
Check the websites for the most updated product information.

USA: 800 458 2424 • www.rockwoodmfg.com | Canada: 800 461 3007 • www.assaabloydss.ca  
Copyright © 2021-2023, ASSA ABLOY Accessories and Door Controls Group, Inc. All rights reserved. Reproduction in whole or in part without the express written permission of ASSA ABLOY Accessories and Door Controls Group, Inc. is prohibited.

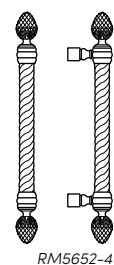
## Traditional - Decorative Pulls & Plates

Add pull price to plate price to make pull plate combination.




Cast Pulls							
Part	CTC	Base Plate	3/605 4/606	10/612 10B/613	Stock PC/ 10BE/BSP	15/619 15A/620	26/625 26D/626
RM5500	6"	no	135	144	133	152	135
RM5502	6 7/8"	yes	221	236	217	252	242
RM5510	12"	no	221	236	217	282	262
RM5512	12 7/8"	yes	306	333	307	389	351
Cast Pulls							
RM5520	8"	no	197	214	195	218	197
RM5522	8"	yes	242	260	238	260	242
Cast Pulls							
Part	Size		3/605 4/606	10/612 10B/613	Stock PC/ 10BE/BSP	15/619 15A/620	26/625 26D/626
RM5530	5 1/2"		69	75	69	83	69
RM5532	7 1/2"		100	108	101	115	107
RM5534	12"		297	321	295	315	297
Heavy Decorative Plates - .090" Thick							
RM5590A	3" x 12"		116	127	118	141	128
RM5590B	3 1/2" x 15"		128	140	128	150	142
RM5590C	4" x 16"		142	154	141	162	151
Heavy Decorative Plates - .090" Thick							
RM5592A	3" x 12"		116	127	118	141	
RM5592B	3 1/2" x 15"		128	140	128	150	
RM5592C	4" x 16"		142	154	141	162	
Heavy Decorative Plates - .090" Thick							
RM5594B	3 1/2" x 15"		233	252	233	253	242
Rope Border Cast Plates							
RM5596A	3" x 12"		142	154	141	150	142
RM5596B	3 1/2" x 15"		163	178	163	172	163
Plain Cast Plate - 5/16" Thick							
RM5598B	3 1/2" x 15"		187	199	185	194	187

## Classic - Finial Door Pulls



1" Door Pulls								
Part	CTC	Grip	Base Plate	3/605 4/606	10/612 10B/613	Stock PC/ 10BE/BSP	15/619 15A/620	26/625 26D/626
RM5650	10"	Plain	no	465	503	487	548	513
RM5652	10"	Rope	no	465	503	487	548	513
RM5654	10"	Fluted	no	465	503	487	548	513
RM5660	10"	Plain	yes	520	560	545	603	568
RM5662	10"	Rope	yes	520	560	545	603	568
RM5664	10"	Fluted	yes	520	560	545	603	568
1" Offset Door Pull								
RM5670	10"	Plain	no	524	568	550	582	572

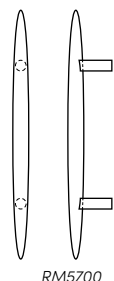
- To order suffix finial style number.
- Add \$6.80/in. for longer pulls up to 36".



Finial Style Number  
(example: RM5650-4)

Suffix	Finial Style:
1	Plain
2	Urn
3	Berry
4	Pinecone

## MariTek - Tapered Pulls



Straight Door Pulls						
Part	CTC	3/605 4/606	10B/613	Stock PC/ 10BE/BSP	14/618 15/619	26/625 26D/626
RM5700	6"	343	367	359	352	363
RM5702	12"	363	393	380	374	383

USA & Canada Prices Effective July 1, 2022

Check the websites for the most updated product information.

USA: 800 458 2424 • www.rockwoodmfg.com | Canada: 800 461 3007 • www.assaabloydss.ca

Copyright © 2021-2023, ASSA ABLOY Accessories and Door Controls Group, Inc. All rights reserved. Reproduction in whole or in part without the express written permission of ASSA ABLOY Accessories and Door Controls Group, Inc. is prohibited.

**ROCKWOOD**  
**ASSA ABLOY**

Experience a safer  
and more open world

## English Bridle Leather Pulls

Straight Pulls - Flat Ends								
Part	Max OA	Dia.	3/605 4/606	10/612	10B/613	Stock PC/ 10BE/BSP	32D/630	32/629
<b>RM6060</b>	12"	1"	873	944	944	811	627	703
	24"	1"	1,295	1,398	1,398	1,185	945	1,061
	36"	1"	1,717	1,852	1,852	1,535	1,265	1,416
	48"	1"	2,136	2,306	2,306	1,884	1,586	1,777
	60"	1"	2,574	2,779	2,779	2,235	1,907	2,136
	72"	1"	3,009	3,251	3,251	2,587	2,228	2,495
	84"	1"	3,254	3,513	3,513	2,720	2,350	2,632
	96"	1"	3,495	3,777	3,777	2,854	2,475	2,770
<b>RM6061</b>	12"	1 ¼"	974	1,051	1,051	921	726	814
	24"	1 ¼"	1,585	1,711	1,711	1,442	1,180	1,322
	36"	1 ¼"	2,196	2,370	2,370	1,938	1,634	1,830
	48"	1 ¼"	2,699	2,916	2,916	2,370	2,029	2,273
	60"	1 ¼"	3,203	3,458	3,458	2,801	2,426	2,716
	72"	1 ¼"	3,366	3,635	3,635	2,964	2,573	2,882
	84"	1 ¼"	3,526	3,809	3,809	3,126	2,721	3,049
	96"	1 ¼"	3,689	3,984	3,984	3,261	2,846	3,189
<b>RM6062</b>	12"	1 ½"	1,108	1,197	1,197	1,035	830	931
	24"	1 ½"	1,769	1,910	1,910	1,598	1,323	1,480
	36"	1 ½"	2,427	2,622	2,622	2,135	1,815	2,032
	48"	1 ½"	2,962	3,198	3,198	2,387	2,046	2,291
	60"	1 ½"	3,495	3,777	3,777	2,639	2,277	2,550
	72"	1 ½"	3,690	3,986	3,986	2,892	2,508	2,807
	84"	1 ½"	3,886	4,196	4,196	3,143	2,738	3,066
	96"	1 ½"	4,080	4,408	4,408	3,395	2,969	3,325
Offset Pulls - Flat Ends								
<b>RM6070</b>	12"	1"	917		990	851	661	741
	24"	1"	1,338		1,443	1,225	981	1,098
	36"	1"	1,760		1,899	1,572	1,300	1,457
	48"	1"	2,179		2,354	1,922	1,621	1,815
	60"	1"	2,618		2,826	2,275	1,943	2,175
	72"	1"	3,053		3,297	2,625	2,263	2,535
	84"	1"	3,295		3,562	2,757	2,386	2,672
	96"	1"	3,539		3,822	2,893	2,509	2,809
<b>RM6071</b>	12"	1 ¼"	1,017		1,098	958	761	852
	24"	1 ¼"	1,628		1,758	1,479	1,214	1,360
	36"	1 ¼"	2,239		2,418	1,975	1,669	1,868
	48"	1 ¼"	2,743		2,961	2,407	2,064	2,313
	60"	1 ¼"	3,247		3,507	2,840	2,459	2,756
	72"	1 ¼"	3,408		3,680	3,002	2,608	2,920
	84"	1 ¼"	3,570		3,855	3,164	2,757	3,087
	96"	1 ¼"	3,732		4,030	3,300	2,881	3,226
<b>RM6072</b>	12"	1 ½"	1,152		1,244	1,072	866	969
	24"	1 ½"	1,812		1,956	1,636	1,358	1,521
	36"	1 ½"	2,471		2,669	2,173	1,851	2,071
	48"	1 ½"	3,005		3,246	2,425	2,081	2,331
	60"	1 ½"	3,539		3,822	2,677	2,312	2,590
	72"	1 ½"	3,733		4,031	2,929	2,543	2,847
	84"	1 ½"	3,929		4,242	3,181	2,772	3,106
	96"	1 ½"	4,123		4,453	3,433	3,002	3,364

- Add \$6.80/in. over 96".
- MP (Mid Post) - Add \$80 each. (Recommended for maximum rigidity on long door pulls. See page 5 for guidelines.)
- FW (Full Wrap) available up to 72" overall length pull - Call for pricing.
- Specify leather color.
- Order Form available on website.

NOTE: All long pulls include charge for leather between mounting posts up to a maximum of 72" of leather cover.

**ROCKWOOD**  
**ASSA ABLOY**

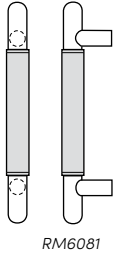
Experience a safer  
and more open world

USA & Canada Prices Effective July 1, 2022  
Check the websites for the most updated product information.

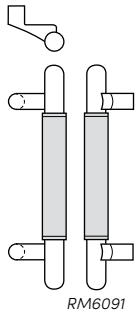
USA: 800 458 2424 • www.rockwoodmfg.com | Canada: 800 461 3007 • www.assaabloydss.ca  
Copyright © 2021-2023, ASSA ABLOY Accessories and Door Controls Group, Inc. All rights reserved. Reproduction in whole or in part without the express written permission of ASSA ABLOY Accessories and Door Controls Group, Inc. is prohibited.

## English Bridle Leather Pulls (con't)

Straight Pulls - Round Ends								
Part	Max OA	Dia.	3/605 4/606	10/612	10B/613	Stock PC/ 10BE/BSP	32D/630	32/629
<b>RM6080</b>	12"	1"	968	1,045	1,045	857	668	748
	24"	1"	1,295	1,398	1,398	1,231	986	1,105
	36"	1"	1,717	1,852	1,852	1,579	1,306	1,463
	48"	1"	2,136	2,306	2,306	1,930	1,627	1,823
	60"	1"	2,574	2,779	2,779	2,280	1,948	2,181
	72"	1"	3,009	3,251	3,251	2,631	2,270	2,542
	84"	1"	3,254	3,513	3,513	2,765	2,392	2,678
	96"	1"	3,495	3,777	3,777	2,898	2,514	2,817
<b>RM6081</b>	12"	1 ¼"	974	1,051	1,051	965	767	858
	24"	1 ¼"	1,585	1,711	1,711	1,486	1,219	1,366
	36"	1 ¼"	2,196	2,370	2,370	1,982	1,674	1,875
	48"	1 ¼"	2,699	2,916	2,916	2,414	2,069	2,319
	60"	1 ¼"	3,203	3,458	3,458	2,845	2,465	2,762
	72"	1 ¼"	3,366	3,635	3,635	3,009	2,615	2,928
	84"	1 ¼"	3,526	3,809	3,809	3,171	2,763	3,095
	96"	1 ¼"	3,689	3,984	3,984	3,305	2,886	3,233
<b>RM6082</b>	12"	1 ½"	1,108	1,197	1,197	1,078	871	977
	24"	1 ½"	1,769	1,910	1,910	1,642	1,363	1,527
	36"	1 ½"	2,427	2,622	2,622	2,180	1,856	2,079
	48"	1 ½"	2,962	3,198	3,198	2,431	2,086	2,337
	60"	1 ½"	3,495	3,777	3,777	2,683	2,317	2,595
	72"	1 ½"	3,690	3,986	3,986	2,936	2,549	2,854
	84"	1 ½"	3,886	4,196	4,196	3,187	2,779	3,111
	96"	1 ½"	4,080	4,408	4,408	3,439	3,010	3,370
Offset Pulls - Round Ends								
<b>RM6090</b>	12"	1"	1,010		1,091	895	703	786
	24"	1"	1,430		1,545	1,268	1,021	1,143
	36"	1"	1,851		1,999	1,616	1,341	1,502
	48"	1"	2,271		2,454	1,967	1,662	1,861
	60"	1"	2,709		2,925	2,319	1,983	2,221
	72"	1"	3,146		3,398	2,670	2,304	2,582
	84"	1"	3,390		3,660	2,802	2,427	2,717
	96"	1"	3,632		3,921	2,937	2,550	2,856
<b>RM6091</b>	12"	1 ¼"	1,108		1,197	1,003	802	899
	24"	1 ¼"	1,720		1,856	1,523	1,255	1,406
	36"	1 ¼"	2,331		2,517	2,019	1,709	1,914
	48"	1 ¼"	2,834		3,061	2,451	2,106	2,357
	60"	1 ¼"	3,338		3,606	2,884	2,501	2,801
	72"	1 ¼"	3,500		3,780	3,046	2,650	2,968
	84"	1 ¼"	3,662		3,957	3,208	2,798	3,133
	96"	1 ¼"	3,824		4,130	3,344	2,921	3,272
<b>RM6092</b>	12"	1 ½"	1,244		1,343	1,116	906	1,015
	24"	1 ½"	1,904		2,055	1,680	1,399	1,566
	36"	1 ½"	2,564		2,769	2,217	1,891	2,118
	48"	1 ½"	3,098		3,345	2,469	2,121	2,376
	60"	1 ½"	3,632		3,921	2,721	2,352	2,635
	72"	1 ½"	3,825		4,131	2,973	2,584	2,893
	84"	1 ½"	4,021		4,343	3,226	2,815	3,151
	96"	1 ½"	4,214		4,552	3,478	3,044	3,410



RM6081



RM6091

- Add \$6.80/in. over 96".
- MP (Mid Post) – Add \$80 each. (Recommended for maximum rigidity on long door pulls. See page 5 for guidelines.)
- FW (Full Wrap) available up to 72" overall length pull – Call for pricing.
- Specify leather color.
- Order Form available on website.

NOTE: All long pulls include charge for leather between mounting posts up to a maximum of 72" of leather cover.

USA & Canada Prices Effective July 1, 2022

Check the websites for the most updated product information.

USA: 800 458 2424 • www.rockwoodmfg.com | Canada: 800 461 3007 • www.assaabloydss.ca

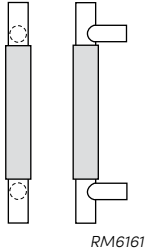
Copyright © 2021–2023, ASSA ABLOY Accessories and Door Controls Group, Inc. All rights reserved. Reproduction in whole or in part without the express written permission of ASSA ABLOY Accessories and Door Controls Group, Inc. is prohibited.

**ROCKWOOD**  
**ASSA ABLOY**

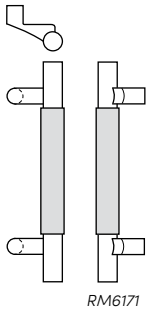
Experience a safer  
and more open world

## Upholstery Leather Pulls

Straight Pulls - Flat Ends								
Part	Max OA	Dia.	3/605 4/606	10/612	10B/613	Stock PC/ 10BE/BSP	32D/630	32/629
<b>RM6160</b>	12"	1"	819	887	887	739	576	646
	24"	1"	1,161	1,254	1,254	964	789	883
	36"	1"	1,605	1,734	1,734	1,338	1,118	1,251
	48"	1"	2,049	2,212	2,212	1,688	1,448	1,621
	60"	1"	2,366	2,557	2,557	1,893	1,639	1,836
	72"	1"	2,827	3,053	3,053	2,243	1,970	2,207
	84"	1"	3,021	3,261	3,261	2,362	2,082	2,331
	96"	1"	3,275	3,538	3,538	2,496	2,209	2,475
	<b>RM6161</b>	12"	1 ¼"	921	995	995	812	646
24"		1 ¼"	1,608	1,736	1,736	1,389	1,164	1,305
36"		1 ¼"	2,251	2,432	2,432	1,885	1,633	1,829
48"		1 ¼"	2,783	3,006	3,006	2,317	2,041	2,284
60"		1 ¼"	3,173	3,427	3,427	2,640	2,344	2,625
72"		1 ¼"	3,344	3,611	3,611	2,804	2,497	2,798
84"		1 ¼"	3,513	3,795	3,795	2,928	2,616	2,930
96"		1 ¼"	3,686	3,979	3,979	3,063	2,743	3,074
<b>RM6162</b>		12"	1 ½"	1,046	1,132	1,132	868	698
	24"	1 ½"	1,742	1,882	1,882	1,554	1,321	1,478
	36"	1 ½"	2,437	2,631	2,631	2,092	1,829	2,047
	48"	1 ½"	3,000	3,240	3,240	2,344	2,065	2,314
	60"	1 ½"	3,562	3,848	3,848	2,596	2,303	2,578
	72"	1 ½"	3,768	4,069	4,069	2,848	2,541	2,846
	84"	1 ½"	3,974	4,292	4,292	3,100	2,778	3,111
	96"	1 ½"	4,178	4,512	4,512	3,353	3,016	3,378
	Offset Pulls - Flat Ends							
<b>RM6170</b>	12"	1"	865		934	776	612	686
	24"	1"	1,206		1,303	1,001	824	924
	36"	1"	1,650		1,783	1,376	1,153	1,292
	48"	1"	2,093		2,260	1,728	1,484	1,662
	60"	1"	2,412		2,604	1,929	1,675	1,877
	72"	1"	2,872		3,102	2,281	2,006	2,247
	84"	1"	3,066		3,311	2,400	2,118	2,373
	96"	1"	3,320		3,587	2,535	2,244	2,514
	<b>RM6171</b>	12"	1 ¼"	966		1,044	851	683
24"		1 ¼"	1,653		1,785	1,427	1,201	1,345
36"		1 ¼"	2,297		2,481	1,922	1,669	1,868
48"		1 ¼"	2,828		3,054	2,356	2,075	2,325
60"		1 ¼"	3,219		3,477	2,677	2,380	2,665
72"		1 ¼"	3,390		3,661	2,841	2,535	2,836
84"		1 ¼"	3,558		3,844	2,965	2,652	2,969
96"		1 ¼"	3,729		4,028	3,103	2,779	3,112
<b>RM6172</b>		12"	1 ½"	1,092		1,180	905	734
	24"	1 ½"	1,788		1,932	1,592	1,357	1,520
	36"	1 ½"	2,482		2,681	2,130	1,864	2,087
	48"	1 ½"	3,045		3,288	2,381	2,101	2,353
	60"	1 ½"	3,608		3,898	2,634	2,339	2,619
	72"	1 ½"	3,813		4,118	2,886	2,576	2,886
	84"	1 ½"	4,020		4,340	3,138	2,815	3,152
	96"	1 ½"	4,224		4,562	3,390	3,051	3,419



RM6160



RM6171

- Add \$6.80/in. over 96".
- MP (Mid Post) - Add \$80 each. (Recommended for maximum rigidity on long door pulls. See page 5 for guidelines.)
- FW (Full Wrap) available up to 72" overall length pull - Call for pricing.
- Specify leather color.
- Order Form available on website.

NOTE: All long pulls include charge for leather between mounting posts up to a maximum of 72" of leather cover.

**ROCKWOOD**  
**ASSA ABLOY**

Experience a safer  
and more open world

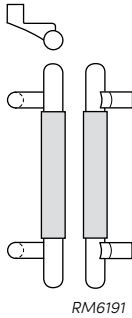
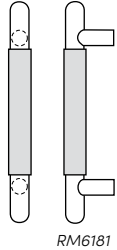
USA & Canada Prices Effective July 1, 2022  
Check the websites for the most updated product information.

USA: 800 458 2424 • www.rockwoodmfg.com | Canada: 800 461 3007 • www.assaabloydss.ca  
Copyright © 2021-2023, ASSA ABLOY Accessories and Door Controls Group, Inc. All rights reserved. Reproduction in whole or in part without the express written permission of ASSA ABLOY Accessories and Door Controls Group, Inc. is prohibited.



## Upholstery Leather Pulls (con't)

Straight Pulls - Round Ends								
Part	Max OA	Dia.	3/605 4/606	10/612	10B/613	Stock PC/ 10BE/BSP	32D/630	32/629
<b>RM6180</b>	12"	1"	918	990	990	784	618	693
	24"	1"	1,258	1,360	1,360	1,009	830	930
	36"	1"	1,703	1,838	1,838	1,382	1,159	1,298
	48"	1"	2,145	2,316	2,316	1,733	1,490	1,669
	60"	1"	2,465	2,661	2,661	1,938	1,682	1,884
	72"	1"	2,924	3,159	3,159	2,288	2,012	2,252
	84"	1"	3,116	3,366	3,366	2,406	2,124	2,379
	96"	1"	3,373	3,642	3,642	2,541	2,250	2,520
	<b>RM6181</b>	12"	1 ¼"	1,018	1,100	1,100	858	688
24"		1 ¼"	1,706	1,842	1,842	1,434	1,207	1,353
36"		1 ¼"	2,349	2,537	2,537	1,928	1,674	1,875
48"		1 ¼"	2,880	3,111	3,111	2,362	2,082	2,331
60"		1 ¼"	3,270	3,531	3,531	2,686	2,386	2,673
72"		1 ¼"	3,440	3,717	3,717	2,846	2,540	2,845
84"		1 ¼"	3,611	3,900	3,900	2,972	2,657	2,976
96"		1 ¼"	3,782	4,085	4,085	3,109	2,786	3,119
<b>RM6182</b>		12"	1 ½"	1,144	1,236	1,236	912	740
	24"	1 ½"	1,841	1,988	1,988	1,599	1,362	1,526
	36"	1 ½"	2,534	2,737	2,737	2,136	1,869	2,094
	48"	1 ½"	3,098	3,345	3,345	2,388	2,108	2,360
	60"	1 ½"	3,661	3,952	3,952	2,640	2,344	2,625
	72"	1 ½"	3,864	3,027	3,027	2,894	2,583	2,893
	84"	1 ½"	4,070	4,397	4,397	3,146	2,820	3,158
	96"	1 ½"	4,276	4,617	4,617	3,397	3,057	3,424
	Offset Pulls - Round Ends							
<b>RM6190</b>	12"	1"	963		1,040	820	654	734
	24"	1"	1,304		1,407	1,046	867	970
	36"	1"	1,748		1,888	1,420	1,195	1,339
	48"	1"	2,190		2,365	1,772	1,526	1,709
	60"	1"	2,510		2,710	1,975	1,718	1,923
	72"	1"	2,970		3,206	2,326	2,049	2,294
	84"	1"	3,162		3,416	2,444	2,160	2,420
	96"	1"	3,419		3,691	2,580	2,287	2,561
	<b>RM6191</b>	12"	1 ¼"	1,064		1,150	896	724
24"		1 ¼"	1,752		1,890	1,471	1,243	1,392
36"		1 ¼"	2,394		2,586	1,967	1,711	1,915
48"		1 ¼"	2,925		3,160	2,400	2,118	2,373
60"		1 ¼"	3,315		3,581	2,722	2,423	2,714
72"		1 ¼"	3,486		3,765	2,885	2,575	2,884
84"		1 ¼"	3,657		3,949	3,009	2,693	3,017
96"		1 ¼"	3,827		4,133	3,147	2,821	3,160
<b>RM6192</b>		12"	1 ½"	1,190		1,284	949	774
	24"	1 ½"	1,886		2,033	1,636	1,399	1,567
	36"	1 ½"	2,579		2,786	2,175	1,905	2,134
	48"	1 ½"	3,143		3,394	2,426	2,143	2,401
	60"	1 ½"	3,706		4,002	2,677	2,380	2,665
	72"	1 ½"	3,909		4,223	2,931	2,619	2,933
	84"	1 ½"	4,116		4,445	3,182	2,856	3,199
	96"	1 ½"	4,321		4,665	3,435	3,094	3,466



- Add \$6.80/in. over 96".
- MP (Mid Post) - Add \$80 each. (Recommended for maximum rigidity on long door pulls. See page 5 for guidelines.)
- FW (Full Wrap) available up to 72" overall length pull - Call for pricing.
- Specify leather color.
- Order Form available on website.

NOTE: All long pulls include charge for leather between mounting posts up to a maximum of 72" of leather cover.

USA & Canada Prices Effective July 1, 2022

Check the websites for the most updated product information.

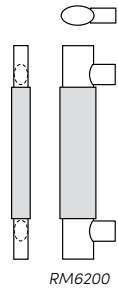
USA: 800 458 2424 • www.rockwoodmfg.com | Canada: 800 461 3007 • www.assaabloydss.ca

Copyright © 2021-2023, ASSA ABLOY Accessories and Door Controls Group, Inc. All rights reserved. Reproduction in whole or in part without the express written permission of ASSA ABLOY Accessories and Door Controls Group, Inc. is prohibited.

**ROCKWOOD**  
**ASSA ABLOY**

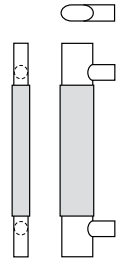
Experience a safer  
and more open world

## Leather Oval - Ergonomic Pulls



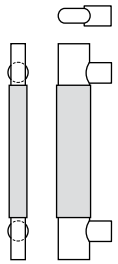
RM6200

True Oval					
Part	Max OA	Grip Size	Stock PC/10BE/BSP	32D/630	32/629
<b>RM6200</b>	12"	1" x 1 1/2"	1,075	917	1,027
	24"	1" x 1 1/2"	1,505	1,308	1,465
	36"	1" x 1 1/2"	1,909	1,699	1,902
	48"	1" x 1 1/2"	2,314	2,089	2,340
	60"	1" x 1 1/2"	2,718	2,481	2,778
	72"	1" x 1 1/2"	3,122	2,871	3,216
	84"	1" x 1 1/2"	3,526	3,263	3,654
	96"	1" x 1 1/2"	3,930	3,653	4,091



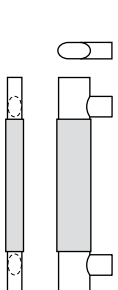
RM6220

Flat Oval - 3/4" Diameter Posts					
Part	Max OA	Grip Size	Stock PC/10BE/BSP	32D/630	32/629
<b>RM6220</b>	12"	3/4" x 1 1/2"	1,120	961	1,077
	24"	3/4" x 1 1/2"	1,544	1,346	1,508
	36"	3/4" x 1 1/2"	1,942	1,730	1,938
	48"	3/4" x 1 1/2"	2,340	2,116	2,368
	60"	3/4" x 1 1/2"	2,738	2,501	2,800
	72"	3/4" x 1 1/2"	3,136	2,885	3,230
	84"	3/4" x 1 1/2"	3,534	3,270	3,663
	96"	3/4" x 1 1/2"	3,931	3,654	4,093



RM6230

Flat Oval - 1" Diameter Posts					
Part	Max OA	Grip Size	Stock PC/10BE/BSP	32D/630	32/629
<b>RM6230</b>	12"	3/4" x 1 1/2"	1,185	998	1,121
	24"	3/4" x 1 1/2"	1,583	1,384	1,550
	36"	3/4" x 1 1/2"	1,982	1,769	1,981
	48"	3/4" x 1 1/2"	2,379	2,154	2,412
	60"	3/4" x 1 1/2"	2,778	2,538	2,843
	72"	3/4" x 1 1/2"	3,175	2,923	3,274
	84"	3/4" x 1 1/2"	3,573	3,309	3,705
	96"	3/4" x 1 1/2"	3,971	3,692	4,136



RM6240

Flat Oval - 3/4" x 1 1/2" Diameter Posts					
Part	Max OA	Grip Size	Stock PC/10BE/BSP	32D/630	32/629
<b>RM6240</b>	12"	3/4" x 1 1/2"	1,336	1,144	1,281
	24"	3/4" x 1 1/2"	1,733	1,529	1,712
	36"	3/4" x 1 1/2"	2,131	1,914	2,143
	48"	3/4" x 1 1/2"	2,530	2,298	2,574
	60"	3/4" x 1 1/2"	2,927	2,683	3,005
	72"	3/4" x 1 1/2"	3,324	3,068	3,436
	84"	3/4" x 1 1/2"	3,723	3,453	3,867
	96"	3/4" x 1 1/2"	4,121	3,839	4,299

- Add \$6.80/in. over 96".
- MP (Mid Post) - Add \$80 each. (Recommended for maximum rigidity on long door pulls.  
See page 5 for guidelines.)
- Specify leather color.
- Order Form available on website.

NOTE: All long pulls include charge for leather between mounting posts up to a maximum of 72" of leather cover.

**ROCKWOOD**  
**ASSA ABLOY**

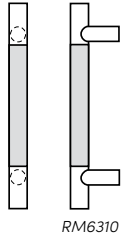
Experience a safer  
and more open world

USA & Canada Prices Effective July 1, 2022  
Check the websites for the most updated product information.

USA: 800 458 2424 • www.rockwoodmfg.com | Canada: 800 461 3007 • www.assaabloydss.ca  
Copyright © 2021-2023, ASSA ABLOY Accessories and Door Controls Group, Inc. All rights reserved. Reproduction in whole or in part without the express written permission of ASSA ABLOY Accessories and Door Controls Group, Inc. is prohibited.

## Flush Leather Pulls

Straight Pulls - Flat Ends							
Part	Max OA	Dia.	3/605 4/606	10/612 10B/613	Stock PC/ 10BE/BSP	32D/630	32/629
<b>RM6300</b>	12"	1"	974	1,051	925	731	818
	24"	1"	1,452	1,569	1,407	1,149	1,288
	36"	1"	1,933	2,087	1,863	1,566	1,754
	48"	1"	2,412	2,604	2,320	1,984	2,223
	60"	1"	2,891	3,122	2,776	2,402	2,690
	72"	1"	3,371	3,639	3,232	2,820	3,158
	84"	1"	3,850	4,157	3,688	3,238	3,625
	96"	1"	4,329	4,677	4,145	3,654	4,093
	<b>RM6310</b>	12"	1 ¼"	1,168	1,261	1,075	868
24"		1 ¼"	1,667	1,799	1,561	1,289	1,443
36"		1 ¼"	2,167	2,339	2,018	1,707	1,913
48"		1 ¼"	2,664	2,878	2,476	2,128	2,383
60"		1 ¼"	3,164	3,418	2,936	2,549	2,854
72"		1 ¼"	3,663	3,957	3,395	2,969	3,325
84"		1 ¼"	4,164	4,496	3,853	3,388	3,795
96"		1 ¼"	4,661	5,034	4,313	3,808	4,266
<b>RM6320</b>		12"	1 ½"	1,263	1,366	1,196	956
	24"	1 ½"	1,776	1,917	1,668	1,389	1,555
	36"	1 ½"	2,289	2,472	2,141	1,821	2,039
	48"	1 ½"	2,801	3,025	2,615	2,255	2,524
	60"	1 ½"	3,314	3,579	3,087	2,686	3,010
	72"	1 ½"	3,826	4,133	3,560	3,118	3,494
	84"	1 ½"	4,339	4,687	4,033	3,553	3,979
	96"	1 ½"	4,852	5,240	4,505	3,985	4,463



RM6310

- Add \$6.80/in. over 96".
- Up to 96" available with mid-post. (Recommended for maximum rigidity on long door pulls. See page 5 for guidelines.)
- Order Form available on website.

USA & Canada Prices Effective July 1, 2022  
Check the websites for the most updated product information.

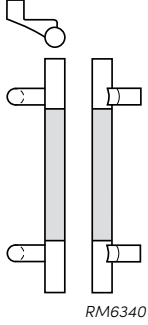
USA: 800 458 2424 • www.rockwoodmfg.com | Canada: 800 461 3007 • www.assaabloydss.ca

Copyright © 2021-2023, ASSA ABLOY Accessories and Door Controls Group, Inc. All rights reserved. Reproduction in whole or in part without the express written permission of ASSA ABLOY Accessories and Door Controls Group, Inc. is prohibited.

**ROCKWOOD**  
**ASSA ABLOY**

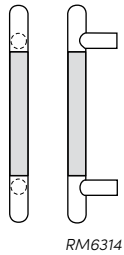
Experience a safer  
and more open world

## Flush Leather Pulls (cont')



Offset Pulls - Flat Ends								
Part	Max OA	Dia.	3/605 4/606	10/612	10B/613	Stock PC/ 10BE/BSP	32D/630	32/629
<b>RM6330</b>	12"	1"	1,017		1,098	970	771	865
	24"	1"	1,496		1,616	1,451	1,190	1,332
	36"	1"	1,974		2,134	1,907	1,607	1,800
	48"	1"	2,455		2,651	2,365	2,025	2,267
	60"	1"	2,934		3,168	2,820	2,442	2,735
	72"	1"	3,412		3,687	3,276	2,861	3,204
	84"	1"	3,893		4,204	3,732	3,278	3,672
	96"	1"	4,373		4,722	4,190	3,696	4,140
	<b>RM6340</b>	12"	1 1/4"	1,212		1,308	1,119	908
24"		1 1/4"	1,710		1,846	1,605	1,328	1,488
36"		1 1/4"	2,210		2,386	2,063	1,749	1,959
48"		1 1/4"	2,708		2,925	2,522	2,169	2,429
60"		1 1/4"	3,206		3,463	2,981	2,590	2,900
72"		1 1/4"	3,706		4,003	3,439	3,010	3,370
84"		1 1/4"	4,205		4,542	3,897	3,428	3,841
96"		1 1/4"	4,705		5,081	4,357	3,849	4,311
<b>RM6350</b>		12"	1 1/2"	1,307		1,411	1,240	996
	24"	1 1/2"	1,819		1,964	1,713	1,429	1,601
	36"	1 1/2"	2,332		2,518	2,187	1,862	2,085
	48"	1 1/2"	2,844		3,072	2,659	2,294	2,570
	60"	1 1/2"	3,358		3,626	3,132	2,727	3,054
	72"	1 1/2"	3,869		4,179	3,605	3,160	3,539
	84"	1 1/2"	4,382		4,734	4,077	3,593	4,024
	96"	1 1/2"	4,894		5,286	4,549	4,027	4,509

Straight Pulls - Round Ends								
<b>RM6304</b>	12"	1"	1,072	1,158	1,158	982	783	876
	24"	1"	1,551	1,675	1,675	1,464	1,201	1,346
	36"	1"	2,031	2,194	2,194	1,920	1,619	1,813
	48"	1"	2,510	2,711	2,711	2,376	2,037	2,281
	60"	1"	2,989	3,228	3,228	2,833	2,454	2,749
	72"	1"	3,468	3,746	3,746	3,291	2,872	3,216
	84"	1"	3,948	4,264	4,264	3,745	3,290	3,684
	96"	1"	4,427	4,781	4,781	4,201	3,707	4,151
	<b>RM6314</b>	12"	1 1/4"	1,266	1,368	1,368	1,133	921
24"		1 1/4"	1,765	1,906	1,906	1,616	1,341	1,502
36"		1 1/4"	2,264	2,446	2,446	2,075	1,759	1,971
48"		1 1/4"	2,763	2,985	2,985	2,535	2,180	2,442
60"		1 1/4"	3,263	3,522	3,522	2,993	2,601	2,913
72"		1 1/4"	3,762	4,062	4,062	3,451	3,021	3,384
84"		1 1/4"	4,260	4,601	4,601	3,911	3,441	3,853
96"		1 1/4"	4,760	5,140	5,140	4,370	3,862	4,325
<b>RM6324</b>		12"	1 1/2"	1,362	1,472	1,472	1,254	1,009
	24"	1 1/2"	1,875	2,024	2,024	1,727	1,441	1,613
	36"	1 1/2"	2,387	2,577	2,577	2,199	1,872	2,098
	48"	1 1/2"	2,900	3,132	3,132	2,672	2,306	2,583
	60"	1 1/2"	3,411	3,686	3,686	3,145	2,739	3,069
	72"	1 1/2"	3,925	4,239	4,239	3,616	3,172	3,553
	84"	1 1/2"	4,437	4,794	4,794	4,091	3,605	4,037
	96"	1 1/2"	4,950	5,346	5,346	4,563	4,037	4,522



- Add \$6.80/in. over 96".
- Up to 96" available with mid-post. (Recommended for maximum rigidity on long door pulls. See page 5 for guidelines.)
- Specify leather type and color.
- Order Form available on website.

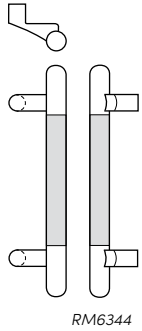
**ROCKWOOD**  
**ASSA ABLOY**

Experience a safer  
and more open world

USA & Canada Prices Effective July 1, 2022  
Check the websites for the most updated product information.

USA: 800 458 2424 • [www.rockwoodmfg.com](http://www.rockwoodmfg.com) | Canada: 800 461 3007 • [www.assaabloydss.ca](http://www.assaabloydss.ca)  
Copyright © 2021-2023, ASSA ABLOY Accessories and Door Controls Group, Inc. All rights reserved. Reproduction in whole or in part without the express written permission of ASSA ABLOY Accessories and Door Controls Group, Inc. is prohibited.

## Flush Leather Pulls (cont')



Offset Pulls - Round Ends							
Part	Max OA	Dia.	3/605 4/606	10B/613	Stock PC/ 10BE/BSP	32D/630	32/629
<b>RM6334</b>	12"	1"	1,114	1,204	1,026	823	923
	24"	1"	1,594	1,722	1,510	1,242	1,391
	36"	1"	2,075	2,240	1,965	1,660	1,858
	48"	1"	2,554	2,756	2,420	2,078	2,326
	60"	1"	3,033	3,275	2,877	2,494	2,793
	72"	1"	3,512	3,792	3,335	2,913	3,261
	84"	1"	3,992	4,310	3,790	3,330	3,731
	96"	1"	4,471	4,829	4,247	3,749	4,198
	<b>RM6344</b>	12"	1 ¼"	1,310	1,414	1,202	962
24"		1 ¼"	1,809	1,952	1,661	1,381	1,546
36"		1 ¼"	2,306	2,492	2,120	1,801	2,017
48"		1 ¼"	2,806	3,032	2,580	2,222	2,488
60"		1 ¼"	3,306	3,570	3,037	2,642	2,959
72"		1 ¼"	3,805	4,110	3,496	3,061	3,428
84"		1 ¼"	4,303	4,649	3,955	3,481	3,900
96"		1 ¼"	4,803	5,186	4,414	3,902	4,370
<b>RM6354</b>		12"	1 ½"	1,404	1,517	1,298	1,048
	24"	1 ½"	1,917	2,070	1,771	1,480	1,660
	36"	1 ½"	2,429	2,625	2,244	1,914	2,144
	48"	1 ½"	2,943	3,178	2,715	2,347	2,628
	60"	1 ½"	3,455	3,732	3,188	2,780	3,113
	72"	1 ½"	3,968	4,286	3,661	3,213	3,598
	84"	1 ½"	4,480	4,839	4,135	3,645	4,083
	96"	1 ½"	4,993	5,393	4,607	4,078	4,568

- Add \$6.80/in. over 96".
- Up to 96" available with mid-post. (Recommended for maximum rigidity on long door pulls. See page 5 for guidelines.)
- Specify leather type and color.
- Order Form available on website.

USA & Canada Prices Effective July 1, 2022

Check the websites for the most updated product information.

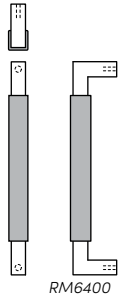
USA: 800 458 2424 • www.rockwoodmfg.com | Canada: 800 461 3007 • www.assaabloydss.ca

Copyright © 2021-2023, ASSA ABLOY Accessories and Door Controls Group, Inc. All rights reserved. Reproduction in whole or in part without the express written permission of ASSA ABLOY Accessories and Door Controls Group, Inc. is prohibited.

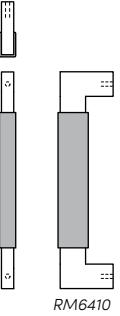
**ROCKWOOD**  
**ASSA ABLOY**

Experience a safer  
and more open world

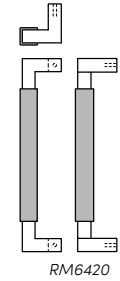
## Upholstery Leather GeoMetek - Narrow Profile Pulls



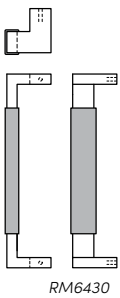
RM6400



RM6410



RM6420

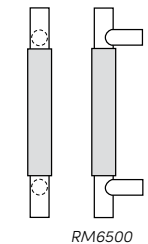


RM6430

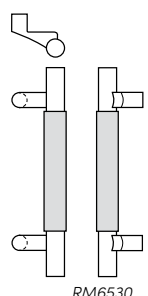
Straight Square End Pulls					
Part	CTC	Grip Size	Stock PC/ 10BE/BSP	32D/630	32/629
<b>RM6400</b>	12"	3/4" x 3/4"	729	567	635
	24"	3/4" x 3/4"	1,170	960	1,075
	36"	3/4" x 3/4"	1,587	1,351	1,513
	48"	3/4" x 3/4"	2,002	1,743	1,952
<b>RM6440</b>	12"	1 1/4" x 1 1/4"	845	676	758
	24"	1 1/4" x 1 1/4"	1,397	1,174	1,312
	36"	1 1/4" x 1 1/4"	1,921	1,668	1,867
	48"	1 1/4" x 1 1/4"	2,446	2,163	2,423
Straight Rectangular End Pulls					
<b>RM6410</b>	12"	3/4" x 1 1/2"	852	684	765
	24"	3/4" x 1 1/2"	1,227	1,013	1,134
	36"	3/4" x 1 1/2"	1,577	1,343	1,504
	48"	3/4" x 1 1/2"	1,926	1,672	1,872
	60"	3/4" x 1 1/2"	2,277	2,002	2,241
	72"	3/4" x 1 1/2"	2,627	2,331	2,610
	84"	3/4" x 1 1/2"	2,976	2,660	2,981
	96"	3/4" x 1 1/2"	3,326	2,991	3,350
Offset Square End Pulls					
<b>RM6420</b>	12"	3/4" x 3/4"	773	609	683
	24"	3/4" x 3/4"	1,215	1,000	1,121
	36"	3/4" x 3/4"	1,629	1,393	1,560
	48"	3/4" x 3/4"	2,046	1,785	1,999
Offset Rectangular End Pulls					
<b>RM6430</b>	12"	3/4" x 1 1/2"	897	725	813
	24"	3/4" x 1 1/2"	1,271	1,054	1,182
	36"	3/4" x 1 1/2"	1,622	1,383	1,551
	48"	3/4" x 1 1/2"	1,971	1,715	1,919
	60"	3/4" x 1 1/2"	2,320	2,044	2,289
	72"	3/4" x 1 1/2"	2,670	2,374	2,658
	84"	3/4" x 1 1/2"	3,020	2,703	3,027
	96"	3/4" x 1 1/2"	3,369	3,032	3,396

• Order Form available on website.

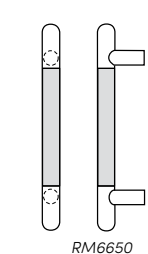
## Leather - Small Pulls for Cabinets, Casework & Closet Doors



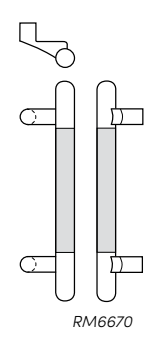
Straight Surface Wrapped - Flat Ends							
Part	Max OA	Dia.	3/605 4/606	10/612 10B/613	Stock PC/ 10BE/BSP	32D/630	32/629
RM6500-4	5 7/8"	1/2"	222	240	235	158	168
RM6500-5	6 7/8"	1/2"	237	255	246	169	181
RM6510-5	6 7/8"	5/8"	272	294	281	200	217
RM6510-6	7 7/8"	5/8"	305	331	312	230	246



Offset Surface Wrapped - Flat Ends							
RM6530-5	7"	5/8"			364	258	277
RM6530-6	8"	5/8"			397	285	306



Straight Surface Wrapped - Round Ends							
RM6540-4	5 7/8"	1/2"	244	264	255	178	190
RM6540-5	6 7/8"	1/2"	261	284	270	192	204
RM6550-5	7"	5/8"	297	321	304	223	236
RM6550-6	8"	5/8"	330	354	353	249	266



Offset Surface Wrapped - Round Ends							
RM6570-5	7"	5/8"			389	279	227
RM6570-6	8"	5/8"			423	307	263



Straight Flush Wrapped - Flat Ends							
RM6610-5	6 7/8"	5/8"	305	331	294	212	227
RM6610-6	7 7/8"	5/8"	343	372	370	247	263

Offset Flush Wrapped - Flat Ends							
RM6630-5	6 7/8"	5/8"			380	258	277
RM6630-6	7 7/8"	5/8"			420	294	314

Straight Flush Wrapped - Round Ends							
RM6650-5	6 7/8"	5/8"	322	345	308	227	242
RM6650-6	7 7/8"	5/8"	361	392	383	261	280

Offset Flush Wrapped - Round Ends							
RM6670-5	6 7/8"	5/8"			397	273	291
RM6670-6	7 7/8"	5/8"			433	307	327

Straight Full Wrapped - Flat Ends							
RM6700-4	5 7/8"	1/2"	254	273	271	203	219
RM6700-5	6 7/8"	1/2"	286	307	306	230	246
RM6710-5	6 7/8"	5/8"	312	338	336	252	272
RM6710-6	7 7/8"	5/8"	350	377	375	285	306

Offset Full Wrapped - Flat Ends							
RM6730-5	6 7/8"	5/8"			393	298	318
RM6730-6	7 7/8"	5/8"			431	331	354

- Any size made to order.
- Specify leather type and color.

USA & Canada Prices Effective July 1, 2022

Check the websites for the most updated product information.

USA: 800 458 2424 • www.rockwoodmfg.com | Canada: 800 461 3007 • www.assaabloydss.ca

Copyright © 2021-2023, ASSA ABLOY Accessories and Door Controls Group, Inc. All rights reserved. Reproduction in whole or in part without the express written permission of ASSA ABLOY Accessories and Door Controls Group, Inc. is prohibited.

**ROCKWOOD**  
**ASSA ABLOY**

Experience a safer  
and more open world

## NeoCylinder - with or without GripZone

Straight Pulls without GripZone					
Part	CTC	Dia.	Stock PC/10BE/BSP	32D/630	32/629
<b>RM7210</b>	12"	1 ¼"	503	372	416
	24"	1 ¼"	570	434	488
	36"	1 ¼"	635	498	557
Offset Pulls without GripZone					
<b>RM7220</b>	12"	1 ¼"	553	421	470
	24"	1 ¼"	619	484	541
	36"	1 ¼"	687	547	613
Straight Pulls with GripZone					
<b>RM7230</b>	12"	1 ¼"			554
	24"	1 ¼"			626
	36"	1 ¼"			698
Offset Pulls with GripZone					
<b>RM7240</b>	12"	1 ¼"			602
	24"	1 ¼"			674
	36"	1 ¼"			745
Push Bar without GripZone					
<b>RM7212</b>	Up to 36"	1 ¼"	635	498	557
Push Bar with GripZone					
<b>RM7232</b>	Up to 36"	1 ¼"			698

• Add \$6.80/in. over 36".

## NeoMitre - with or without GripZone

Straight Pulls without GripZone					
Part	CTC	Dia.	Stock PC/10BE/BSP	32D/630	32/629
<b>RM7300</b>	12"	1"	531	402	450
	24"	1"	623	489	547
	36"	1"	740	575	644
<b>RM7310</b>	12"	1 ¼"	715	550	617
	24"	1 ¼"	768	601	672
	36"	1 ¼"	820	650	729
<b>RM7320</b>	12"	1 ½"	823	653	731
	24"	1 ½"	877	704	790
	36"	1 ½"	930	757	846
Offset Pulls without GripZone					
<b>RM7330</b>	12"	1"	582	450	503
	24"	1"	671	536	600
	36"	1"	791	622	698
<b>RM7340</b>	12"	1 ¼"	766	596	669
	24"	1 ¼"	817	648	725
	36"	1 ¼"	871	699	782
<b>RM7350</b>	12"	1 ½"	873	701	784
	24"	1 ½"	927	754	843
	36"	1 ½"	980	803	899
Push Bars without GripZone					
<b>RM7302</b>	Up to 36"	1"	740	575	644
<b>RM7312</b>	Up to 36"	1 ¼"	820	650	729
<b>RM7322</b>	Up to 36"	1 ½"	930	757	846
Straight Pulls with GripZone					
<b>RM7400</b>	12"	1"	585		
	24"	1"	682		
	36"	1"	779		
<b>RM7410</b>	12"	1 ¼"	752		
	24"	1 ¼"	808		
	36"	1 ¼"	863		
<b>RM7420</b>	12"	1 ½"	866		
	24"	1 ½"	925		
	36"	1 ½"	982		
Offset Pulls with GripZone					
<b>RM7430</b>	12"	1"	638		
	24"	1"	735		
	36"	1"	834		
<b>RM7440</b>	12"	1 ¼"	804		
	24"	1 ¼"	861		
	36"	1 ¼"	918		
<b>RM7450</b>	12"	1 ½"	920		
	24"	1 ½"	978		
	36"	1 ½"	1,037		
Push Bars with GripZone					
<b>RM7402</b>	Up to 36"	1"	779		
<b>RM7412</b>	Up to 36"	1 ¼"	863		
<b>RM7422</b>	Up to 36"	1 ½"	982		

• Add \$6.80/in. over 36".

• Order form available on website under RM7210, RM7220, RM7230, RM7240, RM7300, RM7310, RM7320, RM7330, RM7340, RM7350, RM7400, RM7410, RM7420, RM7430, RM7440, RM7450.

NOTE: Post location on push bars can be located ½" from end for narrow & medium stile doors and 1" from end for flush and wide stile doors.

**ROCKWOOD**  
**ASSA ABLOY**

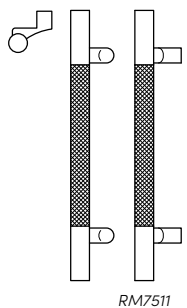
Experience a safer  
and more open world

USA & Canada Prices Effective July 1, 2022  
Check the websites for the most updated product information.

USA: 800 458 2424 • www.rockwoodmfg.com | Canada: 800 461 3007 • www.assaabloydss.ca  
Copyright © 2021-2023, ASSA ABLOY Accessories and Door Controls Group, Inc. All rights reserved. Reproduction in whole or in part without the express written permission of ASSA ABLOY Accessories and Door Controls Group, Inc. is prohibited.



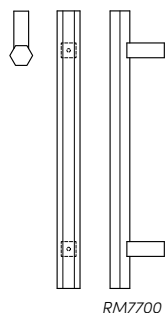
## Knurled Series Pulls



Straight Pulls – Flat Ends					
Part	Max OA	Diameter	4/606	Stock PC/10BE/BSP	32D/630
<b>RM7501</b>	12"	1 ¼"	560	395	285
	24"	1 ¼"	585	420	310
	36"	1 ¼"	615	450	340
Offset Pulls – Flat Ends					
<b>RM7511</b>	12"	1 ¼"	595	430	320
	24"	1 ¼"	620	455	345
	36"	1 ¼"	650	485	375
Straight Pulls – Round Ends					
<b>RM7521</b>	12"	1 ¼"	660	445	330
	24"	1 ¼"	685	470	355
	36"	1 ¼"	715	500	385
Offset Pulls – Round Ends					
<b>RM7531</b>	12"	1 ¼"	695	480	365
	24"	1 ¼"	720	505	390
	36"	1 ¼"	750	535	420

Order Form available. Two tone finish options available. Ends and Post will match finish. Finish listed above is for knurled section.

## GeoMetek – Hex Pulls



Flat End – Square Post					
Part	Max OA	Grip	Stock PC/10BE/BSP	32D/630	32/629
<b>RM7700</b>	12"	1"	612	442	495
	24"	1"	695	492	551
	36"	1"	754	542	606
	48"	1"	810	591	662
	60"	1"	867	641	
	72"	1"	923	690	
	84"	1"	980	739	
	96"	1"	1,036	790	

- Add \$10.20/in. over 96".
- Order Form available on website.

USA & Canada Prices Effective July 1, 2022

Check the websites for the most updated product information.

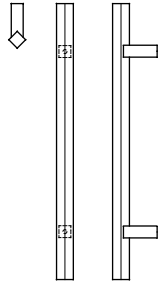
USA: 800 458 2424 • www.rockwoodmfg.com | Canada: 800 461 3007 • www.assaabloydss.ca

Copyright © 2021-2023, ASSA ABLOY Accessories and Door Controls Group, Inc. All rights reserved. Reproduction in whole or in part without the express written permission of ASSA ABLOY Accessories and Door Controls Group, Inc. is prohibited.

**ROCKWOOD**  
**ASSA ABLOY**

Experience a safer  
and more open world

## GeoMetek - Diamond Pulls



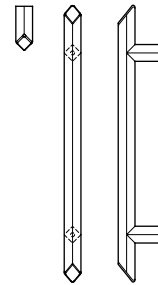
RM7800

Flat End - Square Post					
Part	Max OA	Grip	Stock PC/10BE/BSP	32D/630	32/629
<b>RM7800</b>	12"	3/4" x 3/4"	520	356	396
	24"	3/4" x 3/4"	574	404	453
	36"	3/4" x 3/4"	632	454	507
	48"	3/4" x 3/4"	715	502	562
<b>RM7840</b>	12"	1" x 1"	572	391	437
	24"	1" x 1"	632	444	498
	36"	1" x 1"	694	499	558
	48"	1" x 1"	786	552	619

Flat End - Diamond Post					
<b>RM7805</b>	12"	3/4" x 3/4"	553	384	431
	24"	3/4" x 3/4"	609	435	486
	36"	3/4" x 3/4"	667	484	543
	48"	3/4" x 3/4"	751	534	596
<b>RM7845</b>	12"	1" x 1"	609	423	475
	24"	1" x 1"	669	478	535
	36"	1" x 1"	733	533	597
	48"	1" x 1"	826	587	656

Flat End - Offset Post					
<b>RM7825</b>	12"	3/4" x 3/4"	594	425	476
	24"	3/4" x 3/4"	650	475	530
	36"	3/4" x 3/4"	709	524	588
	48"	3/4" x 3/4"	792	574	641
<b>RM7860</b>	12"	1" x 1"	624	446	499
	24"	1" x 1"	683	498	556
	36"	1" x 1"	744	550	617
	48"	1" x 1"	832	602	673

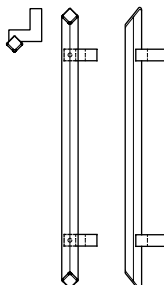
Diamond End - Square Post					
<b>RM7810</b>	12"	3/4" x 3/4"	720	506	586
	24"	3/4" x 3/4"	777	556	622
	36"	3/4" x 3/4"	835	606	681
	48"	3/4" x 3/4"	893	656	734
<b>RM7850</b>	12"	1" x 1"	792	557	644
	24"	1" x 1"	855	611	685
	36"	1" x 1"	919	667	749
	48"	1" x 1"	981	721	807



RM7815

Diamond End - Diamond Post					
<b>RM7815</b>	12"	3/4" x 3/4"	757	539	602
	24"	3/4" x 3/4"	812	587	658
	36"	3/4" x 3/4"	871	638	714
	48"	3/4" x 3/4"	925	686	768
<b>RM7855</b>	12"	1" x 1"	833	593	661
	24"	1" x 1"	895	645	724
	36"	1" x 1"	957	702	785
	48"	1" x 1"	1,018	754	846

Diamond End - Offset Post					
<b>RM7835</b>	12"	3/4" x 3/4"	799	579	646
	24"	3/4" x 3/4"	854	627	703
	36"	3/4" x 3/4"	912	677	758
	48"	3/4" x 3/4"	967	725	813
<b>RM7865</b>	12"	1" x 1"	838	608	679
	24"	1" x 1"	897	658	738
	36"	1" x 1"	957	711	797
	48"	1" x 1"	1,016	761	853



RM7835

- Add \$10.20/in. over 48".
- Order Form available on website.

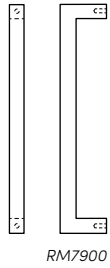
**ROCKWOOD**  
**ASSA ABLOY**

Experience a safer  
and more open world

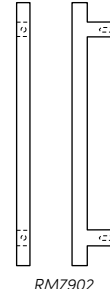
USA & Canada Prices Effective July 1, 2022  
Check the websites for the most updated product information.

USA: 800 458 2424 • [www.rockwoodmfg.com](http://www.rockwoodmfg.com) | Canada: 800 461 3007 • [www.assaabloydss.ca](http://www.assaabloydss.ca)  
Copyright © 2021-2023, ASSA ABLOY Accessories and Door Controls Group, Inc. All rights reserved. Reproduction in whole or in part without the express written permission of ASSA ABLOY Accessories and Door Controls Group, Inc. is prohibited.

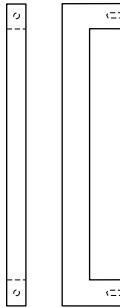
# GeoMetek - Narrow Profile Pulls



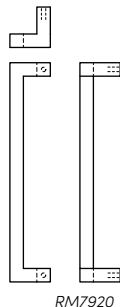
RM7900



RM7902



RM7910



RM7920

Straight Square End Pulls					
Part	CTC	Grip Size	Stock PC/10BE/BSP	32D/630	32/629
<b>RM7900</b>	12"	¾" x ¾"	342	235	264
	24"	¾" x ¾"	443	285	320
	36"	¾" x ¾"	501	335	375
	48"	¾" x ¾"	559	386	432
<b>RM7907</b>	12"	1" x 1"	377	260	291
	24"	1" x 1"	487	314	350
	36"	1" x 1"	550	368	413
	48"	1" x 1"	614	425	476
<b>RM7940</b>	12"	1 ¼" x 1 ¼"	458	299	335
	24"	1 ¼" x 1 ¼"	524	357	397
	36"	1 ¼" x 1 ¼"	590	413	462
	48"	1 ¼" x 1 ¼"	654	470	524
Straight Square Bridge Pulls					
Part	Max OA	Grip Size	Stock PC/10BE/BSP	32D/630	32/629
<b>RM7902</b>	12"	¾" x ¾"	447	291	325
	24"	¾" x ¾"	504	339	380
	36"	¾" x ¾"	562	389	436
	48"	¾" x ¾"	617	437	489
<b>RM7917</b>	12"	1" x 1"	494	321	360
	24"	1" x 1"	554	373	417
	36"	1" x 1"	617	428	479
	48"	1" x 1"	680	480	539
Straight Rectangular End Pulls					
Part	CTC	Grip Size	Stock PC/10BE/BSP	32D/630	32/629
<b>RM7910</b>	12"	¾" x 1 ½"	427	273	305
	24"	¾" x 1 ½"	661	474	530
	36"	¾" x 1 ½"	922	675	756
	48"	¾" x 1 ½"	1,151	875	981
Straight Rectangular Bridge Pulls					
Part	Max OA	Grip Size	Stock PC/10BE/BSP	32D/630	32/629
<b>RM7912</b>	12"	¾" x 1 ½"	487	324	363
	24"	¾" x 1 ½"	749	525	589
	36"	¾" x 1 ½"	981	726	814
	48"	¾" x 1 ½"	1,214	928	1,038
Offset Pulls					
Part	CTC	Grip Size	Stock PC/10BE/BSP	32D/630	32/629
<b>RM7920</b>	12"	¾" x ¾"	431	275	307
	24"	¾" x ¾"	483	321	360
	36"	¾" x ¾"	538	368	412
	48"	¾" x ¾"	591	414	463
<b>RM7927</b>	12"	1" x 1"	475	302	339
	24"	1" x 1"	531	351	394
	36"	1" x 1"	591	405	454
	48"	1" x 1"	651	455	509
<b>RM7930</b>	12"	¾" x 1 ½"	484	322	361
	24"	¾" x 1 ½"	735	513	575
	36"	¾" x 1 ½"	957	706	791
	48"	¾" x 1 ½"	1,179	897	1,005

- Add \$10.20/in over 48".
- MP (Mid Post) - Add \$80 each. (Recommended for maximum rigidity on long door pulls. See page 5 for guidelines.)
- Order Form available on website.

USA & Canada Prices Effective July 1, 2022

Check the websites for the most updated product information.

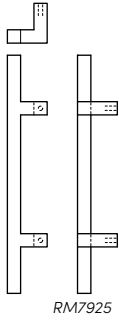
USA: 800 458 2424 • www.rockwoodmfg.com | Canada: 800 461 3007 • www.assaabloydss.ca

Copyright © 2021-2023, ASSA ABLOY Accessories and Door Controls Group, Inc. All rights reserved. Reproduction in whole or in part without the express written permission of ASSA ABLOY Accessories and Door Controls Group, Inc. is prohibited.

**ROCKWOOD**  
**ASSA ABLOY**

Experience a safer  
and more open world

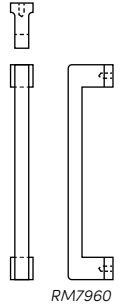
## GeoMetek - Narrow Profile Pulls (cont')



RM7925

Offset Square Bridge Pull					
Part	Max OA	Grip Size	Stock PC/10BE/BSP	32D/630	32/629
<b>RM7925</b>	12"	¾" x ¾"	489	331	371
	24"	¾" x ¾"	545	379	425
	36"	¾" x ¾"	602	429	480
	48"	¾" x ¾"	685	477	534
<b>RM7937</b>	12"	1" x 1"	513	347	390
	24"	1" x 1"	572	397	446
	36"	1" x 1"	633	450	504
	48"	1" x 1"	718	501	561

Offset Rectangular Bridge Pull					
Part	Max OA	Grip Size	Stock PC/10BE/BSP	32D/630	32/629
<b>RM7935</b>	12"	¾" x 1 ½"	527	364	408
	24"	¾" x 1 ½"	786	564	633
	36"	¾" x 1 ½"	1,020	767	859
	48"	¾" x 1 ½"	1,278	967	1,084



RM7960

Straight Rectangular End Stepped Post Pull					
Part	CTC	Grip Size	Stock PC/10BE/BSP	32D/630	32/629
<b>RM7960</b>	12"	¾" x ¾"	487	324	363
	24"	¾" x ¾"	551	380	426
	36"	¾" x ¾"	615	435	486
	48"	¾" x ¾"	709	491	550

- Add \$10.20/in over 48".
- MP (Mid Post) - Add \$80 each. (Recommended for maximum rigidity on long door pulls. See page 5 for guidelines.)
- Order Form available on website.

Straight Rectangular End Stepped Post Cast Pull					
Part	CTC	Grip Size	3/605 4/606	10B/613	15/619
<b>RM7960</b>	12"	¾" x ¾"	473	485	518

- Order Form available on website.

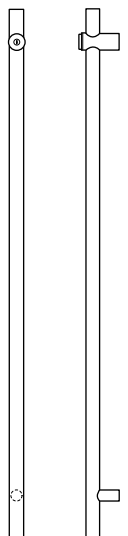
**ROCKWOOD**  
**ASSA ABLOY**

Experience a safer  
and more open world

USA & Canada Prices Effective July 1, 2022  
Check the websites for the most updated product information.

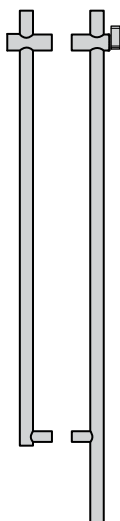
USA: 800 458 2424 • www.rockwoodmfg.com | Canada: 800 461 3007 • www.assaabloydss.ca  
Copyright © 2021-2023, ASSA ABLOY Accessories and Door Controls Group, Inc. All rights reserved. Reproduction in whole or in part without the express written permission of ASSA ABLOY Accessories and Door Controls Group, Inc. is prohibited.

## Locking Door Pulls



LP3301DBD

PostMount - Round						
Part	Description	3/605 4/606	Stock PC/ 10BE/BSP	10B/613 10BL/614	32D/630	32/629
LP3301DBD	Half Height Pull - Bolts Down	2,175	1,752	2,349	1,184	1,324
LP3301DBU	Half Height Pull - Bolts Up	2,386	1,868	2,577	1,277	1,430
LP3301FHD	Full Height Pull - Bolts Down	2,639	1,979	2,854	1,367	1,533
LP3301FHU	Full Height Pull - Bolts Up	2,896	2,111	3,129	1,476	1,654
LP3301FHB	Full Height Pull - Bolts Up and Down	3,189	2,427	3,443	1,734	1,944
Horizontal Push/Pull Bar Option - Half Height - Bolts Down (DBD)						
LP3301DBDBEPP	Bent End Both Sides	2,892	2,231	3,123	1,628	1,762
LP3301DBDBEPT	Bent End Thumbturn Side - Mating Side Vertical	2,534	1,992	2,737	1,379	1,544
LP3301DBDBEPC	Bent End Cylinder Side - Mating Side Vertical	2,534	1,992	2,737	1,379	1,544
LP3301DBDPMPB	Post Mount Both Sides	3,173	2,381	3,429	1,697	1,901
LP3301DBDPMPT	Post Mount Thumbturn Side - Mating Side Vertical	2,780	2,124	3,002	1,486	1,666
LP3301DBDPMPC	Post Mount Cylinder Side - Mating Side Vertical	2,780	2,124	3,002	1,486	1,666
Horizontal Push/Pull Bar Option - Half Height - Bolts Up (DBU)						
LP3301DBUBEPP	Bent End Both Sides	2,892	2,231	3,123	1,628	1,762
LP3301DBUBEPT	Bent End Thumbturn Side - Mating Side Vertical	2,534	1,992	2,737	1,379	1,544
LP3301DBUBEPC	Bent End Cylinder Side - Mating Side Vertical	2,534	1,992	2,737	1,379	1,544
LP3301DBUPMPB	Post Mount Both Sides	3,173	2,381	3,429	1,697	1,901
LP3301DBUPMPT	Post Mount Thumbturn Side - Mating Side Vertical	2,780	2,124	3,002	1,486	1,666
LP3301DBUPMPC	Post Mount Cylinder Side - Mating Side Vertical	2,780	2,124	3,002	1,486	1,666
Horizontal Push/Pull Bar Option - Full Height - Bolts Up (FHU)						
LP3301FHUBEPT	Bent End Thumbturn Side - Mating Side Vertical	3,255	2,352	3,517	1,671	1,874
LP3301FHUBEPC	Bent End Cylinder Side - Mating Side Vertical	3,255	2,352	3,517	1,671	1,874
LP3301FHUPMPT	Post Mount Thumbturn Side - Mating Side Vertical	3,501	2,484	3,781	1,777	1,996
LP3301FHUPMPC	Post Mount Cylinder Side - Mating Side Vertical	3,501	2,484	3,781	1,777	1,996
Round - 10" Clearance on Cylinder Side						
LP3305DBD	Round Half Height Pull - Bolts Down / Minimum of 10" Clearance on Keyside of Pull	2,222	1,800	2,396	1,230	1,369
LP3305FHD	Full Height Pull - Bolts Down	2,696	2,033	2,910	1,419	1,583
LP3305FHU	Full Height Pull - Bolts Up	2,958	2,167	3,191	1,530	1,708
LP3305FHB	Full Height Pull - Bolts Up and Down	3,257	2,493	3,510	1,798	2,006
Horizontal Push/Pull Bar Option - 10" Clearance on Cylinder Side						
Part	Description	3/605 4/606	StockPC 10BE	10B/613 10BL/614	32D/630	32/629
LP3305DBDBEPP	Bent End Both Sides	2,940	2,279	3,170	1,620	1,807
LP3305DBDBEPT	Bent End Thumbturn Side - Mating Side Vertical	2,581	2,041	2,783	1,425	1,589
LP3305DBDBEPC	Bent End Cylinder Side - Mating Side Vertical	2,581	2,041	2,783	1,425	1,589
LP3305DBDPMPB	Post Mount Both Sides	3,220	2,430	3,475	1,742	1,946
LP3305DBDPMPT	Post Mount Thumbturn Side - Mating Side Vertical	2,827	2,173	3,049	1,533	1,709
LP3305DBDPMPC	Post Mount Cylinder Side - Mating Side Vertical	2,827	2,173	3,049	1,533	1,709



LP3305DBD

- DBD and DBU priced as 51" overall. Add \$13/in. over 96" long for full height or 51" long for half height.
- Horizontal Push/Pull Option, add \$13/in. over 36".
- Order form available when ordering LP3301 and LP3305.

LP3305 has a minimum of 10" clearance on the key side to reduce interference with mobility devices. Product comes standard with ADA thumbturn.

USA & Canada Prices Effective July 1, 2022

Check the websites for the most updated product information.

USA: 800 458 2424 • www.rockwoodmfg.com | Canada: 800 461 3007 • www.assaabloydss.ca

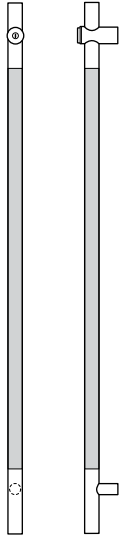
Copyright © 2021-2023, ASSA ABLOY Accessories and Door Controls Group, Inc. All rights reserved. Reproduction in whole or in part without the express written permission of ASSA ABLOY Accessories and Door Controls Group, Inc. is prohibited.

**ROCKWOOD**

**ASSA ABLOY**

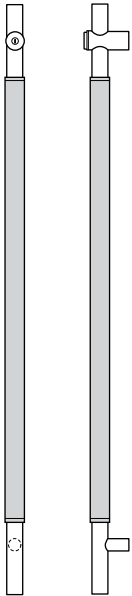
Experience a safer  
and more open world

## Locking Door Pulls (con't)



LP3401DBD

NeoTek with GripZone - Round				
Part	Description	3/605	32/629	
LP3401DBD	Half Height Pull - Bolts Down	2,331	1,422	
LP3401DBU	Half Height Pull - Bolts Up	2,557	1,533	
LP3401FHD	Full Height Pull - Bolts Down	2,796	1,640	
LP3401FHU	Full Height Pull - Bolts Up	3,067	1,770	
LP3401FHB	Full Height Pull - Bolts Up and Down	3,362	2,026	
Horizontal Push/Pull Bar Option - Half Height - Bolts Down (DBD)				
LP3401DBDBEPB	Bent End Both Sides	3,099	1,891	
LP3401DBDBEPT	Bent End Thumbturn Side - Mating Side Vertical	2,715	1,657	
LP3401DBDBEPC	Bent End Cylinder Side - Mating Side Vertical	2,715	1,657	
LP3401DBDPMPB	Post Mount Both Sides	3,099	1,891	
LP3401DBDPMPT	Post Mount Thumbturn Side - Mating Side Vertical	2,715	1,657	
LP3401DBDPMPC	Post Mount Cylinder Side - Mating Side Vertical	2,715	1,657	
Horizontal Push/Pull Bar Option - Half Height - Bolts Up (DBU)				
LP3401DBUBEPB	Bent End Both Sides	3,401	2,039	
LP3401DBUBEPT	Bent End Thumbturn Side - Mating Side Vertical	2,979	1,786	
LP3401DBUBEPC	Bent End Cylinder Side - Mating Side Vertical	2,979	1,786	
LP3401DBUPMPB	Post Mount Both Sides	3,401	2,039	
LP3401DBUPMPT	Post Mount Thumbturn Side - Mating Side Vertical	2,979	1,786	
LP3401DBUPMPC	Post Mount Cylinder Side - Mating Side Vertical	2,979	1,786	



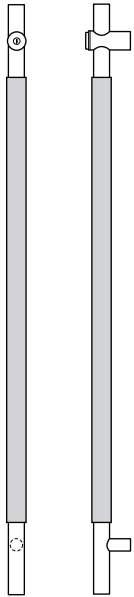
LP6061DBD

English Bridle Leather Wrapped - Round						
Part	Description	3/605 4/606	Stock PC/ 10BE/BSP	10B/613 10BL/614	32D/630	32/629
LP6061DBD	Half Height Pull - Bolts Down	6,056	5,265	6,540	4,681	5,243
LP6061DBU	Half Height Pull - Bolts Up	6,266	5,380	6,768	4,785	5,336
LP6061FHD	Full Height Pull - Bolts Down	7,710	6,778	8,326	6,065	6,792
LP6061FHU	Full Height Pull - Bolts Up	7,966	6,909	8,602	6,186	6,900
LP6061FHB	Full Height Pull - Bolts Up and Down	8,260	7,226	8,917	6,475	7,158
Horizontal Push/Pull Bar Option - Half Height - Bolts Down (DBD)						
LP6061DBDBEPB*	Bent End Both Sides	7,866	6,275	8,495	5,607	6,235
LP6061DBDBEPT*	Bent End Thumbturn Side - Mating Side Vertical	6,959	5,770	7,517	5,144	5,738
LP6061DBDBEPC*	Bent End Cylinder Side - Mating Side Vertical	6,959	5,770	7,517	5,144	5,738
LP6061DBDPMPB*	Post Mount Both Sides	7,866	6,275	8,495	5,607	6,235
LP6061DBDPMPT*	Post Mount Thumbturn Side - Mating Side Vertical	6,959	5,770	7,517	5,144	5,738
LP6061DBDPMPC*	Post Mount Cylinder Side - Mating Side Vertical	6,959	5,770	7,517	5,144	5,738

- DBD and DBU priced as 51" overall. Add \$13/in. over 96" long for full height or 51" long for half height.
- Horizontal Push/Pull Option, add \$13/in. over 36".
- Order form available when ordering LP3401.

\*Price includes up to 42" of English Bridle Leather on vertical. Other options available upon request.

## Locking Door Pulls (con't)



LP6161DBD

Horizontal Push/Pull Bar Option - Half Height - Bolts Up (DBU)						
Part	Description	3/605 4/606	Stock PC/ 10BE/BSP	10B/613 10BL/614	32D/630	32/629
LP6061DBUBEPB*	Bent End Both Sides	8,078	6,391	8,723	5,712	6,326
LP6061DBUBEPT*	Bent End Thumbturn Side - Mating Side Vertical	7,171	5,886	7,747	5,249	5,830
LP6061DBUBEPC*	Bent End Cylinder Side - Mating Side Vertical	7,171	5,886	7,747	5,249	5,830
LP6061DBUPMPB*	Post Mount Both Sides	8,078	6,391	8,723	5,712	6,326
LP6061DBUPMPT*	Post Mount Thumbturn Side - Mating Side Vertical	7,171	5,886	7,747	5,249	5,830
LP6061DBUPMPC*	Post Mount Cylinder Side - Mating Side Vertical	7,171	5,886	7,747	5,249	5,830
PostMount Upholstery Leather Wrapped - Round						
LP6161DBD	Half Height Pull - Bolts Down	5,937	5,157	6,411	4,582	5,133
LP6161DBU	Half Height Pull - Bolts Up	6,148	5,273	6,641	4,688	5,226
LP6161FHD	Full Height Pull - Bolts Down	7,324	6,379	7,910	5,700	6,385
LP6161FHU	Full Height Pull - Bolts Up	7,579	6,510	8,186	5,820	6,492
LP6161FHB	Full Height Pull - Bolts Up and Down	7,872	6,826	8,499	6,111	6,749
Horizontal Push/Pull Bar Option - Half Height - Bolts Down (DBD)						
LP6161DBDBEPB*	Bent End Both Sides	7,671	6,153	8,285	5,495	6,109
LP6161DBDBEPT*	Bent End Thumbturn Side - Mating Side Vertical	6,804	5,657	7,347	5,072	5,590
LP6161DBDBEPC*	Bent End Cylinder Side - Mating Side Vertical	6,804	5,657	7,347	5,072	5,590
LP6161DBDPMPB*	Post Mount Both Sides	7,671	6,153	8,285	5,495	6,109
LP6161DBDPMPT*	Post Mount Thumbturn Side - Mating Side Vertical	6,804	5,657	7,347	5,072	5,590
LP6161DBDPMPC*	Post Mount Cylinder Side - Mating Side Vertical	6,804	5,657	7,347	5,072	5,590
Horizontal Push/Pull Bar Option - Half Height - Bolts Up (DBU)						
LP6161DBUBEPB*	Bent End Both Sides	7,882	6,269	8,513	5,600	6,203
LP6161DBUBEPT*	Bent End Thumbturn Side - Mating Side Vertical	7,014	5,772	7,577	5,176	5,684
LP6161DBUBEPC*	Bent End Cylinder Side - Mating Side Vertical	7,014	5,772	7,577	5,176	5,684
LP6161DBUPMPB*	Post Mount Both Sides	7,882	6,269	8,513	5,600	6,203
LP6161DBUPMPT*	Post Mount Thumbturn Side - Mating Side Vertical	7,014	5,772	7,577	5,176	5,684
LP6161DBUPMPC*	Post Mount Cylinder Side - Mating Side Vertical	7,014	5,772	7,577	5,176	5,684

- DBD and DBU priced as 51" overall. Add  $\approx$ 13/in. over 96" long for full height or 51" long for half height.
- \* Price includes up to 42" of English Bridle or Upholstery Leather on vertical.  
Other options available upon request.

USA & Canada Prices Effective July 1, 2022

Check the websites for the most updated product information.

USA: 800 458 2424 • www.rockwoodmfg.com | Canada: 800 461 3007 • www.assaabloydss.ca

Copyright © 2021-2023, ASSA ABLOY Accessories and Door Controls Group, Inc. All rights reserved. Reproduction in whole or in part without the express written permission of ASSA ABLOY Accessories and Door Controls Group, Inc. is prohibited.


**ROCKWOOD**

**ASSA ABLOY**

Experience a safer  
and more open world

## Locking Door Pulls (con't)

GeoMetek Upholstery Leather Wrapped - Square						
Part	Description	3/605 4/606	Stock PC/ 10BE/BSP	10B/613 10BL/614	32D/630	32/629
LP6440DBD	Half Height Pull - Bolts Down		5,419		4,822	5,400
LP6440DBU	Half Height Pull - Bolts Up		5,535		4,928	5,494
LP6440FHD	Full Height Pull - Bolts Down		6,640		5,938	6,650
LP6440FHU	Full Height Pull - Bolts Up		6,772		6,061	6,758
LP6440FHB	Full Height Pull - Bolts Up and Down		7,088		6,351	7,016
GeoMetek - Square						
LP7901DBD	Half Height Pull - Bolts Down		1,855		1,420	1,519
LP7901DBU	Half Height Pull - Bolts Up		1,976		1,529	1,637
LP7901FHD	Full Height Pull - Bolts Down		2,101		1,642	1,757
LP7901FHU	Full Height Pull - Bolts Up		2,240		1,772	1,895
LP7901FHB	Full Height Pull - Bolts Up and Down		2,578		2,080	2,225
MegaTek Dummy Pull - Round						
DP3301DBD	Half Height Pull - Bolts Down	1,707	1,339	1,844	947	1,013
DP3301DBU	Half Height Pull - Bolts Up	1,707	1,339	1,844	947	1,013
DP3301FHD	Full Height Pull - Bolts Down	2,331	1,652	2,517	1,233	1,318
DP3301FHU	Full Height Pull - Bolts Up	2,331	1,652	2,517	1,233	1,318
NeoTek with GripZone Dummy Pull - Round						
DP3401DBD	Half Height Pull - Bolts Down	1,828				1,136
DP3401DBU	Half Height Pull - Bolts Up	1,828				1,136
DP3401FHD	Full Height Pull - Bolts Down	2,467				1,476
DP3401FHU	Full Height Pull - Bolts Up	2,467				1,476
GeoMetek Dummy Pull - Square						
DP7901DBD	Half Height Pull - Bolts Down		1,544		1,134	1,213
DP7901DBU	Half Height Pull - Bolts Up		1,544		1,134	1,213
DP7901FHD	Full Height Pull - Bolts Down		1,920		1,478	1,583
DP7901FHU	Full Height Pull - Bolts Up		1,920		1,478	1,583



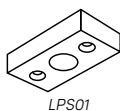
LP7901DBD

• DBD and DBU priced as 51" overall. Add \$13/in. over 96" long for full height or over 51" long for half height.

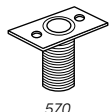
NOTE: Square Locking Pulls only available in 10BE, US32, and US32D.



## Locking Door Pull Accessories



LPS01



570

Part	Description	Stock PC/10BE/BSP	28/628	32D/630	32/629				
LPS01	Top Strike - 3/4" x 1 1/2" x 3"	50	45.10	79	87				
LPS02	Top Strike - w/Rubber Stop - 3/4" x 2 1/2" x 3"	50	45.10	79	87				
LPS03	Top Strike - Stainless Steel - .050" x 1 1/8" x 2 1/4"	50		36.20	40.50				
LPS04	Transom Strike - 1 1/4"D x 4 1/2"H	160		108	119				
LPS05	Transom Strike - 1 1/4"SQ x 4 1/2"H	186		124	140				
LPS06	Mortised Header Strike 2" Dia.	188		125	141				
LPS07	Top Inswinging Strike	208		183	206				
LPS12	Top Strike - w/Adjustable Stops - 3/4" x 1 1/2" x 3"	142		96	108				
Part	Description	3/605	4/606	10/612	10B/613	10BE/BSP	15/619	26D/626	26/625
570	Dust Proof Strike	26.20	24.40	27.20	27.20	43.90	31.80	20.60	26.30
Part	Description	3/605	4/606	10/612	10BL/614	Stock PC/10BE/BSP	26/625	26D/626	32D/630
RM850	Floor Mounted Stop 1 1/2" Projection	32		34		49	32		38
RM851	Floor Mounted Stop 2 1/2" Projection	68		75		72	68		59
Part	Description	3/605	4/606	Stock PC/10BE/BSP	32D/630				
ADA (suffix)	ADA Large Thumbturn - 1 13/16" Projection	51		49	47				

NOTE: Thumbturn design differs between the round and square versions.

NOTE: If the 09 cylinder is specified, an add on charge will be applied.

- Order form available for LPS07.

## Door Pull Accessories

Part	Description	3/605	4/606	Stock PC/10BE/BSP	10B/613	32D/630	32/629
DGBKIT	Double Glazed Door Bushing Kit for Glass Doors	98		102	106	84	95

## Locking Door Pull with Flat Latch

Part	Description	Stock PC/10BE/BSP	32D/630	32/629
FL3301DBU	Half Height Pull - Bolts Up	6,796	4,832	5,557
FL3301FHU	Full Height Pull - Bolts Up	6,866	5,171	5,946
Horizontal Push/Pull Bar Option - Half Height - Bolts Up (DBU)				
FL3301DBUBEPP	Bent End Both Sides	7,132	5,132	5,894
FL3301DBUBEPT	Bent End Thumbturn Side - Mating Side Vertical	6,911	4,936	5,672
FL3301DBUBEPC	Bent End Cylinder Side - Mating Side Vertical	6,911	4,936	5,672
FL3301DBUPMPB	Post Mount Both Sides	7,272	5,257	6,033
FL3301DBUPMPT	Post Mount Thumbturn Side - Mating Side Vertical	7,032	5,043	5,794
FL3301DBUPMPC	Post Mount Cylinder Side - Mating Side Vertical	7,032	5,043	5,794
Horizontal Push/Pull Bar Option - Full Height - Bolts Up (FHU)				
FL3301FHUBEPT	Bent End Thumbturn Side - Mating Side Vertical	6,981	5,275	6,061
FL3301FHUBEPC	Bent End Cylinder Side - Mating Side Vertical	6,981	5,275	6,061
FL3301FHUPMPT	Post Mount Thumbturn Side - Mating Side Vertical	7,102	5,381	6,182
FL3301FHUPMPC	Post Mount Cylinder Side - Mating Side Vertical	7,102	5,381	6,182

- DBU priced as 51" overall. FHU prices as 96" overall. Add \$13/in. for over 51" long for half height or over 96" long for full height.
- Horizontal Push/Pull Option, add \$13/in. over 36".
- For the 09 cylinder there is a \$58 add on price.
- ADA Thumbturn is standard, no additional charge.
- See page 63 for Strike options.
- Order form available when ordering FL3301.

USA & Canada Prices Effective July 1, 2022

Check the websites for the most updated product information.

USA: 800 458 2424 • www.rockwoodmfg.com | Canada: 800 461 3007 • www.assaabloydss.ca

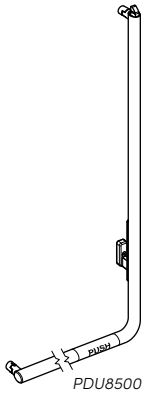
Copyright © 2021-2023, ASSA ABLOY Accessories and Door Controls Group, Inc. All rights reserved. Reproduction in whole or in part without the express written permission of ASSA ABLOY Accessories and Door Controls Group, Inc. is prohibited.

**ROCKWOOD**

**ASSA ABLOY**

Experience a safer  
and more open world

### Panic Device (for Storefront, Wood, and Metal doors)



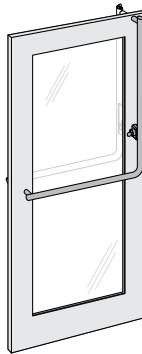
Part	Latches	Mating Handle Shape	Mating Handle Length	Stock PC/10BE/BSP	32D/630	32/629	32/32D
<b>PDU8500</b>	Up	None	None	6,586	5,468	6,289	6,397
<b>PDU8500-1</b>	Up	L-Shape	Full	8,380	6,959	8,003	8,142
<b>PDU8500-2</b>	Up	L-Shape	Half	8,181	6,794	7,812	7,946
<b>PDU8500-3</b>	Up	Vertical	Full	8,181	6,794	7,812	7,946
<b>PDU8500-4</b>	Up	Vertical	Half	7,550	6,270	7,209	7,336
<b>PDU8500-5</b>	Up	Vertical	Short	7,248	6,018	6,921	7,040
<b>PDU8500-6</b>	Up	Horizontal	Full	7,248	6,018	6,921	7,040

If door size is over 42" wide or 114" tall there is a \$360 add on price. Order Form available for PDU8500 configurations.

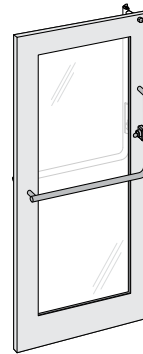
- Security Dogging available, \$52 add on price.
- For Dummy Pull options with the PDU8500 Series, see the DDU8000 Series found in the Glass Solutions price book.
- To meet California Building Code (2013) Sec.11B-309.4 there is a \$111.00 add on price.



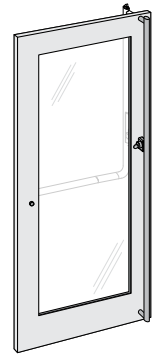
PDU8500



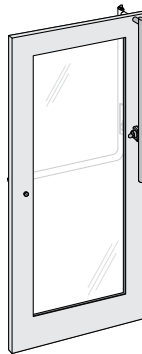
PDU8500-1



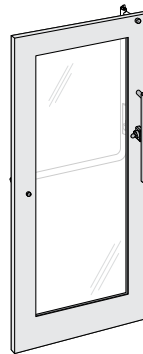
PDU8500-2



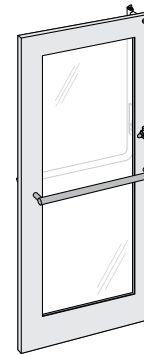
PDU8500-3



PDU8500-4



PDU8500-5



PDU8500-6

Strikes

Panic Strike Kits (Strike, Shims, Cover) For Stiles 5" or greater, Wood and Hollow Metal Frames.							
Part	Description	Keeper Length	Voltage	Mode	Stock PC/10BE/BSP	32D/630	32/629
<b>ESK-SGL-24D</b>	Single Door	3/4"	24V DC	Fail Secure	1,370	1,159	1,333
<b>ESK-DBL-24D</b>	Double Door	3/4"	24V DC	Fail Secure	2,739	2,317	2,666
<b>ESK-SGL-12D</b>	Single Door	3/4"	12V DC	Fail Secure	1,370	1,159	1,333
<b>ESK-DBL-12D</b>	Double Door	3/4"	12V DC	Fail Secure	2,739	2,317	2,666
<b>ESK-SGL-24D-FS</b>	Single Door	3/4"	24V DC	Fail Safe	1,370	1,159	1,333
<b>ESK-DBL-24D-FS</b>	Double Door	3/4"	24V DC	Fail Safe	2,739	2,317	2,666
<b>ESK-SGL-12D-FS</b>	Single Door	3/4"	12V DC	Fail Safe	1,370	1,159	1,333
<b>ESK-DBL-12D-FS</b>	Double Door	3/4"	12V DC	Fail Safe	2,739	2,317	2,666
<b>MSK-SGL</b>	Single Door				240	203	233
<b>MSK-DBL</b>	Double Door				342	290	333
<b>SL100</b>	Security Latch Adapter	Single Manual Strike			2,762	2,298	2,642
		Double Manual Strike			5,523	4,595	5,283
<b>AC-Rectifier</b>	AC Converter for Electric Strike				85		
<b>ES-SmartpacIII</b>	Power Controller				130		
<b>LCBMA</b>	Door Monitoring				174		
Medium Stile Panic Strike Kits (Strike, Adapter Plate, Cover) For stiles 3 1/2" and less than 5".							
<b>ESK-MS-SGL-24D</b>	Single Door	3/4"	24V DC	Fail Secure	1,576	1,333	1,533
<b>ESK-MS-DBL-24D</b>	Double Door	3/4"	24V DC	Fail Secure	3,150	2,665	3,066
<b>ESK-MS-SGL-12D</b>	Single Door	3/4"	12V DC	Fail Secure	1,576	1,333	1,533
<b>ESK-MS-DBL-12D</b>	Double Door	3/4"	12V DC	Fail Secure	3,150	2,665	3,066
<b>ESK-MS-SGL-24D-FS</b>	Single Door	3/4"	24V DC	Fail Safe	1,576	1,333	1,533
<b>ESK-MS-DBL-24D-FS</b>	Double Door	3/4"	24V DC	Fail Safe	3,150	2,665	3,066
<b>ESK-MS-SGL-12D-FS</b>	Single Door	3/4"	12V DC	Fail Safe	1,576	1,333	1,533
<b>ESK-MS-DBL-12D-FS</b>	Double Door	3/4"	12V DC	Fail Safe	3,150	2,665	3,066
<b>MSK-MS-DBL</b>	Double Door				393	334	383
<b>AC-Rectifier</b>	AC Converter for Electric Strike				85		
<b>ES-SmartpacIII</b>	Power Controller				130		
310-1 Electric Strikes Body Only							
Part	Description	Keeper Length	Voltage	Mode	Price		
<b>ES-310-1-3/4-24D</b>	Electric Strike	3/4"	24V DC	Fail Secure	667		
<b>ES-310-1-3/4-12D</b>	Electric Strike	3/4"	12V DC	Fail Secure	667		
<b>ES-310-1-3/4-24D-FS</b>	Electric Strike	3/4"	24V DC	Fail Safe	667		
<b>ES-310-1-3/4-12D-FS</b>	Electric Strike	3/4"	12V DC	Fail Safe	667		
<b>ES-310-1-1-3/4-24D</b>	Medium Stile Double Electric Strike	3/4"	24V DC	Fail Secure	767		
<b>ES-310-1-1-3/4-12D</b>	Medium Stile Double Electric Strike	3/4"	12V DC	Fail Secure	767		
<b>ES-310-1-1-3/4-24D-FS</b>	Medium Stile Double Electric Strike	3/4"	24V DC	Fail Safe	767		
<b>ES-310-1-1-3/4-12D-FS</b>	Medium Stile Double Electric Strike	3/4"	12V DC	Fail Safe	767		
1600 Panic Strike Kit for Medium and Wide Stiles							
Part	Description	Keeper Length	Voltage	Mode	Stock PC/10BE/BSP	32D/630	32/629
<b>ESK-1600-SGL</b>	Single Door	1"	12V/24V AC/DC	Fail Secure or Fail Safe	1,370.00	1,159.00	1,333.00
<b>ESK-1600-DBL</b>	Double Door	1"	12V/24V AC/DC	Fail Secure or Fail Safe	2,739.00	2,317.00	2,666.00
<b>LM</b>	Lock Monitor				174.00		

NOTE: Medium stiles are 3 1/2" - less than 5". Wide stiles are over 5".  
MSK-SGL will work on both wide and medium stiles.

USA & Canada Prices Effective July 1, 2022

Check the websites for the most updated product information.

USA: 800 458 2424 • www.rockwoodmfg.com | Canada: 800 461 3007 • www.assaabloydss.ca

Copyright © 2021-2023, ASSA ABLOY Accessories and Door Controls Group, Inc. All rights reserved. Reproduction in whole or in part without the express written permission of ASSA ABLOY Accessories and Door Controls Group, Inc. is prohibited.

**ROCKWOOD**

**ASSA ABLOY**

Experience a safer  
and more open world

## Architectural Finishes

Most of Rockwood's products are available in all of the following architectural finishes. The catalog indicates exceptions. This finish list is grouped by base metal.

Base Metal	Description	Price Book Code	Rockwood Code	BHMA Code
Aluminum	Satin	27	US27	627
Aluminum	Clear Anodized	28	US28	628
Aluminum	Light Bronze Anodized	311	311	—
Aluminum	Medium Bronze Anodized	312	312	—
Aluminum	Dark Bronze Anodized	313	313	710
Aluminum	Extra Dark Bronze Anodized	314	314	—
Aluminum	Black Anodized	315	315	711
Aluminum	White Powder Coat	WPC	WPC	—
Aluminum	Red Powder Coat	RPC	RPC	—
Aluminum	Black Powder Coat	BPC	BPC	—
Brass	Polished Clear Coated	3	US3	605
Brass	Polished No Coating	3NL	US3NL	—
Brass	Satin Clear Coated	4	US4	606
Brass	Satin Oxidized Relieved	5	US5	609
Brass	Satin Nickel Plated Clear Coated	15	US15	619
Brass	Satin Nickel Blackened Relieved Clear Coated	15A	US15A	620
Brass	Flat Black Powder Coated	19	US19	622
Brass	Polished Chrome Plated	26	US26	625
Brass	Satin Chrome Plated	26D	US26D	626
Bronze*	Polished Clear Coated	9	US9	611
Bronze*	Satin Clear Coated	10	US10	612
Bronze*	Satin Black Oxidized Oil Rubbed	10A	US10A	722
Bronze*	Satin Oxidized Oil Rubbed	10B	US10B	613
Bronze*	Satin Oxidized Clear Coated	10BL	US10BL	614
Bronze*	Dark Oxidized Statuary Clear Coated	20A	US20A	624
Stainless Steel	Polished	32	US32	629
Stainless Steel	Satin	32D	US32D	630
<b>Special Finishes</b> (see descriptions)				
Stainless Steel	Satin MicroShield® Coated	32DMS***	US32DMS***	—
Stainless Steel	Polished 316 Alloy	32316***	US32316***	—
Stainless Steel	Satin 316 Alloy	32D316***	US32D316***	—
	Dark Oxidized Satin Bronze, Equivalent	10BE	10BE	(613E)
	Black Suede Powder Coat	BSP	BSP	—
	White Suede Powder Coat	WSP	WSP	—
	Wrought Black Powder Coat	WB	WB	—

## Special Finishes Description

**32DMS** (MicroShield®): As part of its promise to provide innovative solutions to their customers, ASSA ABLOY Group companies offer the MicroShield® technology, a silver-based antimicrobial coating designed to inhibit the spread of germs and bacteria.

**32316** and **32D316** are made from alloy 316 stainless steel containing molybdenum and extra nickel giving it substantially higher corrosion resistance than the standard stainless steels typically used in door hardware. This finish is ideal for use in coastal, urban, and industrial areas that have harsh environmental conditions. **32316** (polish) finishes offer the best corrosion resistance and should be used in caustic environments.

**10BE** Dark Oxidized Satin Bronze equivalent: This finish provides the richness and warmth of the 10B/613 "living" finish, but maintains its original color and appearance and will not fade or wear over time. The 10BE finish is offered by Corbin Russwin, McKinney, Norton, Rixson, Rockwood, SARGENT and Yale, providing visual consistency between ASSA ABLOY Group brands.

\* On most bronze finishes we will supply solid bronze material. Where solid bronze material is not available, we will use brass as a base material with a bronze look powder coat in its place.

\*\*\* Available on select items as indicated by the finish icon throughout the catalog.

## Wood Finishes

Wood Species and Finishes are found on page 39.



MicroShield® is a registered trademark of Yale Security Inc., an ASSA ABLOY Group company.

**ROCKWOOD**  
**ASSA ABLOY**

Experience a safer  
and more open world

USA & Canada Prices Effective July 1, 2022  
Check the websites for the most updated product information.

USA: 800 458 2424 • www.rockwoodmfg.com | Canada: 800 461 3007 • www.assaabloydss.ca  
Copyright © 2021-2023, ASSA ABLOY Accessories and Door Controls Group, Inc. All rights reserved. Reproduction in whole or in part without the express written permission of ASSA ABLOY Accessories and Door Controls Group, Inc. is prohibited.

## Mounting Types

PULL STYLE	PULL ON ONE SIDE OF DOOR						PULL ON BOTH SIDES OF DOOR (BTB)			
	Thru Bolt	Deco Thru Bolt		Concealed			Conehead/Set Screw		Spanner Collar	
DOOR TYPE	Wood/Metal		Glass	Metal	Metal	Wood	Wood/Metal	Glass	Wood/Metal	Glass
CONEHEADS	NA	NA	NA	Single	Single	Single	Single	Single	NA	NA
MOUNTING TYPE	Type 1	Type 12	Type 15	Type 6	Type 6R	Type 8	Type 5	Type 13	Type 11	Type 14
Standard (STD) Bolt Size	¼"-20	¼"-20	¼"-20	¼"-20	¼"-20	¼"-20	¼"-20	¼"-20		
Price	INCL	30.02	35.47	8.91	14.06	11.68	8.91	16.43		
Heavy Duty (HD) Bolt Size	⅝"-18	⅝"-18	⅝"-18	⅝"-18	⅝"-18	⅝"-18	⅝"-18	⅝"-18		
Price	8.91	35.47	42.03	13.28	19.90	16.33	13.28	20.80		
Extra Heavy Duty (XHD) Bolt Size	¾"-16	¾"-16	¾"-16						¾"-16	¾"-16
Price	13.04	38.75	45.31						33.84	40.38

Straight Pulls											
Pull Type	Dia.	MAXIMUM BOLT SIZE ALLOWED						MAXIMUM BOLT SIZE ALLOWED			
		Type 1	Type 12	Type 15	Type 6	Type 6R	Type 8	Type 5	Type 13	Type 11	Type 14
Straight	⅝"	8-32	STD	STD	8-32	8-32	8-32		STD		
Straight	¾"	HD	HD	HD	STD	STD	STD	STD	STD		
Straight	1"	HD	HD	HD	HD	HD	HD	HD	HD	HD	HD
Straight	1¼"	HD	HD	HD	HD	HD	HD	HD	HD	HD	HD
Straight	1½"	HD	HD	HD	HD	HD	HD	HD	HD	HD	HD

Offset Pulls - Postmount											
Pull Type	Dia.	MAXIMUM BOLT SIZE ALLOWED						MAXIMUM BOLT SIZE ALLOWED			
		Type 1	Type 12	Type 15	Type 6	Type 6R	Type 8	Type 5	Type 13	Type 11	Type 14
Offset	⅝"	8-32	8-32	8-32	8-32	8-32	8-32	8-32	8-32		
Offset	1"	HD	HD	HD	HD	HD	HD	HD	HD		
Offset	1¼"	HD	HD	HD	HD	HD	HD	HD	HD		
Offset	1½"	HD	HD	HD	HD	HD	HD	HD	HD		

Offset Pulls - Tubular Bent Ends											
Pull Type	Dia.	MAXIMUM BOLT SIZE ALLOWED						MAXIMUM BOLT SIZE ALLOWED			
		Type 1	Type 12	Type 15	Type 6	Type 6R	Type 8	Type 5	Type 13	Type 11	Type 14
Offset	1"	XHD	XHD	XHD	HD	HD	HD			XHD	XHD
Offset	1¼"	XHD	XHD	XHD	HD	HD	HD			XHD	XHD
Offset	1½"	XHD	XHD	XHD	HD	HD	HD			XHD	XHD

For all bent 1¼" - 1½" solid Aluminums pulls and bars use the following mountings: (1HD-12HD-6HD-8HD-5HD-15HD-13HD).

# Door Pull Mounting Details

## Free End Thru Bolt

**TYPE 1 - Thru Bolt Wood or Metal Door**

Type	Bolt Size	Drill Size	Price
1	1/4"-20	9/32	Incl.
1HD	5/16"-18	11/32	8.91
1XHD	3/8"-16	19/32	13.04

**TYPE 12 - Decorative Thru Bolt Wood or Metal Door**

Type	Bolt Size	Drill Size	Price
12	1/4"-20	9/32	30.02
12HD	5/16"-18	11/32	35.47
12XHD	3/8"-16	13/32	38.75

**TYPE 15 - Decorative Thru Bolt Glass Door**

Type	Bolt Size	Drill Size	Price
15	1/4"-20	5/8	35.47
15HD	5/16"-18	5/8	42.03
15XHD	3/8"-16	5/8	45.31

## Free End Concealed

**TYPE 6 - Surface Concealed Metal Door**

Minimum diameter of pull is 5/8"

Type	Bolt Size	Drill Size	Price
6	1/4"-20	1/4"-20 Tap	8.91
*6HD	5/16"-18	5/16"-18 Tap	13.28

**TYPE 6R - Surface Concealed Metal Door**

Minimum diameter of pull is 1"

Type	Bolt Size	Drill Size	Price
6R	1/4"-20	N/A	14.06
*6RHD	5/16"-18	N/A	19.90

**TYPE 8 - Surface Concealed Wood Door**

Type	Bolt Size	Drill Size	Price
8	1/4"-20	23/64 - 9/16 dp.	11.68
*8HD	5/16"-18	7/16 - 9/16 dp.	16.33

## Back-to-Back

**TYPE 5 - Back-to-Back Wood or Metal Door**

Minimum diameter of pull is 5/8"

Type	Bolt Size	Drill Size	Price
5	1/4"-20	9/32	8.91
5HD	5/16"-18	11/32	13.28

**TYPE 13 - Back-to-Back Glass Door**

Type	Bolt Size	Drill Size	Price
13	1/4"-20	5/8	16.43
*13HD	5/16"-18	5/8	20.80

**TYPE 11/11XHD - Back-to-Back w/Spanner Collar - Wood or Metal Door**

Minimum diameter of pull is 1"

Type	Bolt Size	Drill Size	Price
11/11XHD	3/8"-16	13/32	33.84

**TYPE 14/14XHD - Back-to-Back Glass Door**

Minimum diameter of pull is 1"

Type	Bolt Size	Drill Size	Price
14/14XHD	3/8"-16	5/8	40.38

\*HD mountings feature 2 set screws 180° apart.

## RM4800 Mounting Only

**RM4800 Series - Thru Bolt Wood or Metal Door**

Bolt Size	Drill Size	Price
3/8"-16	5/8	44.45

**RM4800 Series - Back-to-Back Wood or Metal Door**

Bolt Size	Drill Size	Price
3/8"-16	5/8	44.45

## RM790 x RM790 BTB Mounting Only

**TYPE 10 - Surface Mounted Wood or Metal Door**

Type	Bolt Size	Drill Size	Price
10	#8-32	9/32	16.33

## Push and Pull Bar Mounting Details

### Sizing of Push Bars

#### Flush Doors

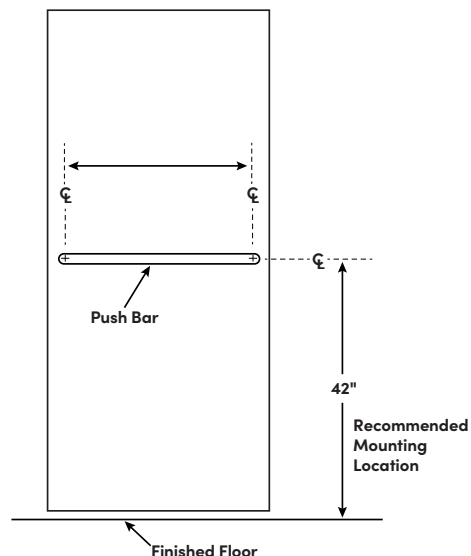
- Door width:
- minus 5" for bent end bars
  - minus 5" for flat end post mount bars
  - minus 7" for round end post mount bars

#### Stile and Rail Doors or Doors with Lites

- Door width: • minus width of one stile

**CAUTION:** Always confirm bars will not interfere with jamb or cause pinching hazard.

**CAUTION:** On narrow stile doors, be sure push bar base fits on the stile and bar does not interfere with the stop.

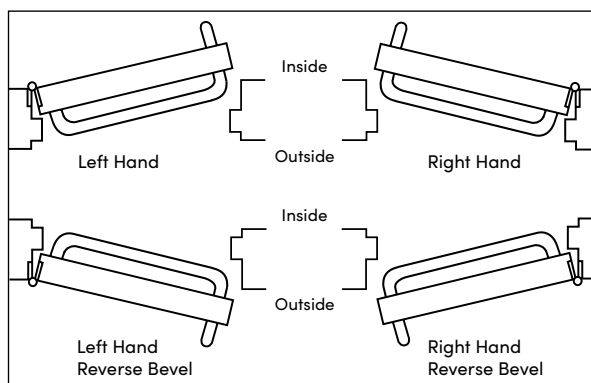


### Handing of Doors

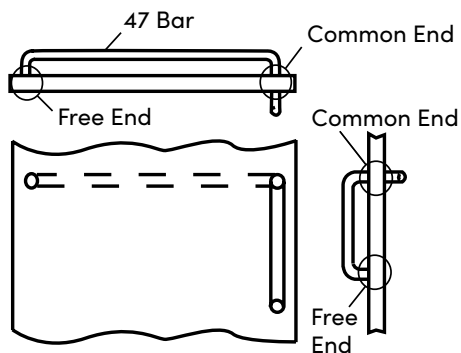
The handing of a door is determined from the outside of the opening.

Standing outside the door:

- If the hinges are on the right, it is a right hand door.
- If the hinges are on the left, it is a left hand door.
- If the door opens away from you, it is a regular bevel door.
- If the door opens toward you, it is a reverse bevel door.



### Typical Mounting



USA & Canada Prices Effective July 1, 2022

Check the websites for the most updated product information.

USA: 800 458 2424 • [www.rockwoodmfg.com](http://www.rockwoodmfg.com) | Canada: 800 461 3007 • [www.assaabloydss.ca](http://www.assaabloydss.ca)

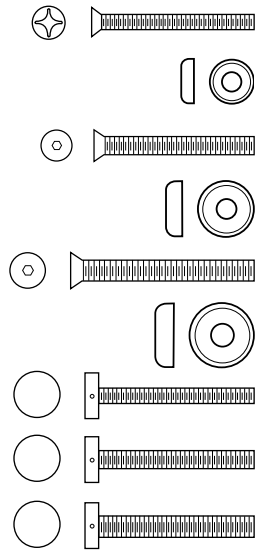
Copyright © 2021-2023, ASSA ABLOY Accessories and Door Controls Group, Inc. All rights reserved. Reproduction in whole or in part without the express written permission of ASSA ABLOY Accessories and Door Controls Group, Inc. is prohibited.

**ROCKWOOD**

**ASSA ABLOY**

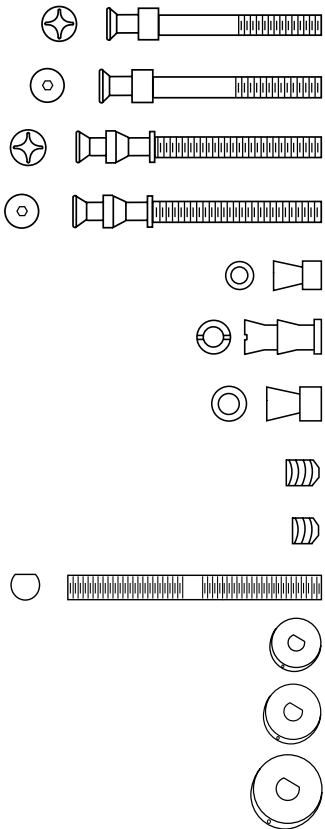
Experience a safer  
and more open world

## Thru Bolt Mounting - for 1 3/4" Wood and Metal Doors



Part	Description	Mounting Type	Price
SP1004	1/4"-20 x 2 1/4" Flat Head Machine Screw Thru Bolt	1	1.32
SP1005	1/4"-20 Finishing Washer	1	0.93
SP1053	5/16"-18 x 2 1/2" Socket Flat Head Machine Screw Thru Bolt	1HD	3.60
SP1054	5/16"-18 Finishing Washer	1HD	1.33
SP1001	3/8"-16 x 2 1/2" Socket Flat Head Machine Screw Thru Bolt	1XHD	5.58
SP1002	3/8"-16 Finishing Washer	1XHD	1.67
SP1003	1" Diameter Decorative Thru Bolt 1/4"-20 x 2 1/4"	12	15.09
SP1055	1" Diameter Decorative Thru Bolt 5/16"-18 x 2 1/4"	12HD	17.98
SP1041	1 1/4" Diameter Decorative Thru Bolt 3/8"-16 x 2 1/4"	12XHD	17.98

## Back to Back Mounting - for 1 3/4" Wood and Metal Doors



Part	Description	Mounting Type	Price
SP1025	1/4"-20 x 2 1/4" Cone Head Machine Screw	5	3.92
SP1056	5/16"-18 x 2 1/4" Cone Head Machine Screw	5HD	6.20
SP1052	1/4"-20 x 2 1/4" Double Cone Head Machine Screw (for use with offset pulls)	16	4.64
SP1057	5/16"-18 x 2 1/4" Double Cone Head Machine Screw (for use with offset pulls)	16HD	7.62
SP1027	1/4"-20 Cone Head Union (Used to Convert Cone Head to Thru Bolt Hole)	N/A	3.92
SP1079	1/4"-20 Double Cone Head Union (Used to Convert Double Cone Head to Thru Bolt Hole)	N/A	6.91
SP1068	5/16"-18 Cone Head Union (Used to Convert Cone Head to Thru Bolt Hole)	N/A	6.20
SP1026	1/4"-20 x 5/16" Set Screws (Standard)	N/A	0.93
SP1065	1/4"-20 x 3/16" Set Screw (Short)	N/A	1.22
SP1032	3/8"-16 x 3 1/2" LH/RH Bolt	11	8.18
SP1071	Spanner Collar 1" Diameter for LH/RH Bolt	11	12.37
SP1033	Spanner Collar 1 1/4" Diameter for LH/RH Bolt	11	12.37
SP1072	Spanner Collar 1 1/2" Diameter for LH/RH Bolt	11	13.77

**ROCKWOOD**  
**ASSA ABLOY**

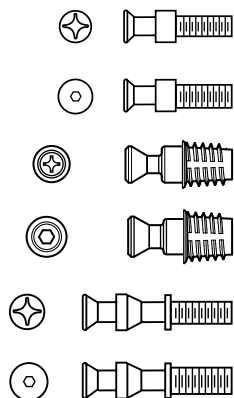
Experience a safer  
and more open world

USA & Canada Prices Effective July 1, 2022  
Check the websites for the most updated product information.

USA: 800 458 2424 • [www.rockwoodmfg.com](http://www.rockwoodmfg.com) | Canada: 800 461 3007 • [www.assaabloydss.ca](http://www.assaabloydss.ca)  
Copyright © 2021-2023, ASSA ABLOY Accessories and Door Controls Group, Inc. All rights reserved. Reproduction in whole or in part without the express written permission of ASSA ABLOY Accessories and Door Controls Group, Inc. is prohibited.

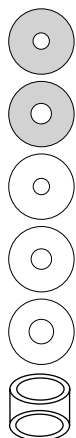


## Concealed Mounting - for 1 3/4" Wood and Metal Doors



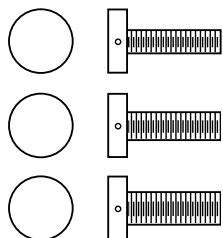
Part	Description	Mounting Type	Price
<b>SP1039</b>	1/4"-20 x 1/2" Cone Head Machine Screw	6 / 6R	3.92
<b>SP1058</b>	5/16"-18 x 1/2" Cone Head Machine Screw	6HD	6.20
<b>SP1080</b>	1/4"-20 Cone Head / Knife Thread Insert	8	6.52
<b>SP1082</b>	5/16"-18 Cone Head / Knife Thread Insert	8HD	6.52
<b>SP1051</b>	1/4"-20 x 1/2" Double Cone Head Machine Screw	17 / 17R	6.20
<b>SP1059</b>	5/16"-18 x 1/2" Double Cone Head Machine Screw	17HD	7.62

## Bushings &amp; Washers - for 1/2" Glass Doors



Part	Description	Mounting Type	Price
<b>SP1022</b>	Stainless Steel Washer for 1/4"-20 Cone Head Machine Screw .032" Thick	13	1.67
<b>SP1060</b>	Stainless Steel Washer for 5/16"-18 Cone Head Machine Screw .060" Thick	13HD	1.67
<b>SP1023</b>	Plastic Washer for 1/4"-20 Bolt; Specify Size	13	1.44
<b>SP1061</b>	Plastic Washer for 5/16"-18 Bolt; Specify Size	13HD	1.54
<b>SP1062</b>	Plastic Washer for 3/8"-16 Bolt; Specify Size	14	1.54
<b>SP1024</b>	Glass Door Bushing for 5/8" Hole in Glass; Specify Size	13 / 13HD / 14	1.67

## Thru Bolt Mounting - for 1/2" Glass Doors



Part	Description	Mounting Type	Price
<b>SP1020</b>	1" Diameter Decorative Thru Bolt; 1/4"-20 x 1 1/8"	15	15.09
<b>SP1063</b>	1" Diameter Decorative Thru Bolt; 5/16"-18 x 1 1/8"	15HD	17.98
<b>SP1040</b>	1 1/4" Diameter Decorative Thru Bolt; 3/8"-16 x 1 1/8"	15XHD	17.98

USA & Canada Prices Effective July 1, 2022

Check the websites for the most updated product information.

USA: 800 458 2424 • www.rockwoodmfg.com | Canada: 800 461 3007 • www.assaabloydss.ca

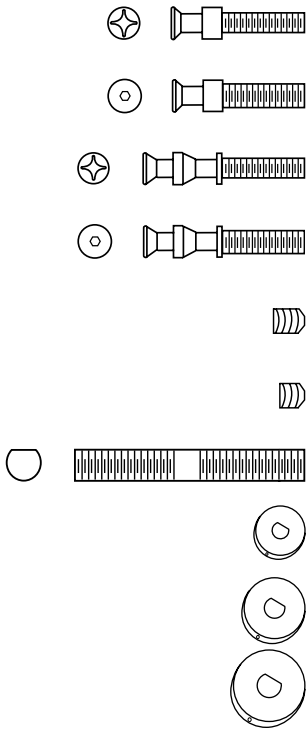
Copyright © 2021-2023, ASSA ABLOY Accessories and Door Controls Group, Inc. All rights reserved. Reproduction in whole or in part without the express written permission of ASSA ABLOY Accessories and Door Controls Group, Inc. is prohibited.

**ROCKWOOD**

**ASSA ABLOY**

Experience a safer  
and more open world

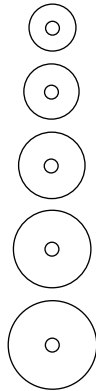
## Back to Back Mounting - for 1/2" Glass Doors



Part	Description	Mounting Type	Price
SP1021	1/4"-20 x 1 1/8" Cone Head Machine Screw	13	3.92
SP1064	5/16"-18 x 1 1/8" Cone Head Machine Screw	13HD	6.20
SP1067	1/4"-20 x 1 1/8" Double Cone Head Machine Screw	18	6.20
SP1066	5/16"-18 x 1 1/8" Double Cone Head Machine Screw	18HD	7.62
SP1026	1/4"-20 x 5/16" Set Screw (Standard)	N/A	0.93
SP1065	1/4"-20 x 3/16" Set Screw (Short)	N/A	1.22
SP1031	3/8"-16 x 1 3/4" LH/RH Bolt (If SP1031 is ordered and KIT 14 is not called out fastener will be 2 1/4")	14	8.18
SP1071	Spanner Collar 1" Diameter for LH/RH Bolt	14	12.37
SP1033	Spanner Collar 1 1/4" Diameter for LH/RH Bolt	14	12.37
SP1072	Spanner Collar 1 1/2" Diameter for LH/RH Bolt	14	13.77

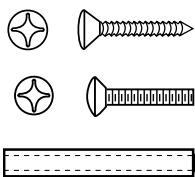
## Y Base Plates

Specify bolt hole size and finish. Standard pulls require two plates.



Part	Description	For Use With	Price
SP1073	3/8" Thick x 1 1/8" Diameter	3/4" Diameter Pulls	15.09
SP1074	3/8" Thick x 1 1/4" Diameter	1" Diameter Pulls and Posts	15.09
SP1075	3/8" Thick x 1 1/2" Diameter	1" Diameter Pulls and Posts	15.09
SP1076	3/8" Thick x 1 3/4" Diameter	1" Diameter Pulls and Posts	15.09
SP1077	3/8" Thick x 2" Diameter	1" Diameter Pulls and Posts	15.09

## Flush Pull Fasteners



Part	Description	Door Type	Price
SP1006	#8 x 3/4" Oval Head Sheet Metal Screw	Wood or Metal	0.71
SP1007	#8-32 x 3/4" Oval Head Machine Screw	Metal	0.71
SP1034	#8-32 x 1 5/8" Brass Sleeve Machine Screw	Wood or Metal	4.16

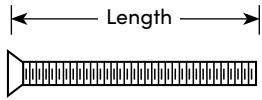
**ROCKWOOD**  
**ASSA ABLOY**

Experience a safer  
and more open world

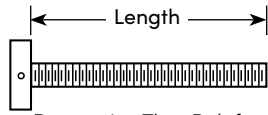
USA & Canada Prices Effective July 1, 2022

Check the websites for the most updated product information.

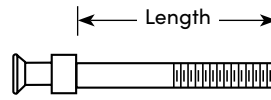
USA: 800 458 2424 • [www.rockwoodmfg.com](http://www.rockwoodmfg.com) | Canada: 800 461 3007 • [www.assaabloydss.ca](http://www.assaabloydss.ca)  
Copyright © 2021-2023, ASSA ABLOY Accessories and Door Controls Group, Inc. All rights reserved. Reproduction in whole or in part without the express written permission of ASSA ABLOY Accessories and Door Controls Group, Inc. is prohibited.



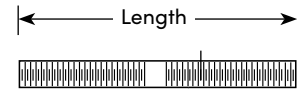
Standard Thru Bolt for Countersunk Holes



Decorative Thru Bolt for Wood or Metal Doors



Cone Head Bolt for Back-to-Back Wood or Metal Doors



LH/RH Bolt without Heads

## Mounting Kits for Door Pulls

Part	Mounting Type	Description	Price
<b>KIT1</b>	1	2 ea. ¼"-20 x 2 ¼" Thru Bolts and 2 ea. Finish Washers; Specify Finish	4.46
<b>KIT1HD</b>	1HD	2 ea. ⅝"-18 x 2 ½" Thru Bolts and 2 ea. Finish Washers; Specify Finish	8.91
<b>KIT1XHD</b>	1XHD	2 ea. ⅜"-16 x 2 ½" Thru Bolts and 2 ea. Finish Washers; Specify Finish	13.04
<b>KIT5</b>	5	2 ea. ¼"-20 x 2 ¼" Cone Head Bolts and 4 ea. Set Screws	8.91
<b>KIT5HD</b>	5HD	2 ea. ⅝"-18 x 2 ¼" Cone Head Bolts and 4 ea. Set Screws	13.28
<b>KIT6</b>	6	2 ea. ¼"-20 x ½" Cone Head Bolts and 4 ea. Set Screws	8.91
<b>KIT6HD</b>	6HD	2 ea. ⅝"-18 x ½" Cone Head Bolts and 4 ea. Set Screws	13.28
<b>KIT11</b>	11	2 ea. ⅜"-16 x 3 ½" LH/RH Bolt and 2 ea. Spanner Collars for 1 ¾" Doors; Specify Pull Diameter and Finish	33.84
<b>KIT12-1</b>	12	2 ea. ¼"-20 x 2 ¼" Decorative Thru Bolts; 1" Dia.; Specify Finish	30.02
<b>KIT12-1HD</b>	12HD	2 ea. ⅝"-18 x 2 ¼" Decorative Thru Bolts; 1" Dia.; Specify Finish	35.47
<b>KIT12-1.25XHD</b>	12XHD	2 ea. ⅜"-16 x 2 ¼" Decorative Thru Bolts; 1 ¼" Dia.; Specify Finish	38.75
<b>KIT12-1.5XHD</b>	12XHD	2 ea. ⅜"-16 x 2 ¼" Decorative Thru Bolts; 1 ½" Dia.; Specify Finish	45.47
<b>KIT13</b>	13	2 ea. ¼"-20 x 1 ½" Cone Head Bolts; 2 ea. Metal Washers; 4 ea. Plastic Washers; 2 ea. Bushings for ½" Glass Doors; 4 ea. Set Screws; Specify if other than ½" Glass	16.43
<b>KIT13HD</b>	13HD	2 ea. ⅝"-18 x 1 ½" Cone Head Bolts; 2 ea. Metal Washers; 4 ea. Plastic Washers; 2 ea. Bushings for ½" Glass Doors; 4 ea. Set Screws; Specify if other than ½" Glass	20.80
<b>KIT14</b>	14	2 ea. ⅜"-16 x 2 ¼" LH/RH Bolt; 2 ea. Spanner Collars; 2 ea. Bushings; 4 ea. Washers for ½" Glass Doors; Specify Pull Diameter and Finish	40.38
<b>KIT15</b>	15	2 ea. ¼"-20 x 1 ½" Decorative Thru Bolts; 1" Dia.; 2 ea. Bushings; 4 ea. Plastic Washers; Specify Finish and Glass Thickness/Hole Size	35.47
<b>KIT15HD</b>	15HD	2 ea. ⅝"-18 x 1 ½" Decorative Thru Bolts; 1" Dia.; 2 ea. Bushings; 4 ea. Plastic Washers; Specify Finish and Glass Thickness/Hole Size	42.03
<b>KIT15-1.25XHD</b>	15XHD	2 ea. ⅜"-16 x 1 ½" Decorative Thru Bolts; 1 ¼" Dia.; 2 ea. Bushings; 4 ea. Plastic Washers; Specify Finish and Glass Thickness/Hole Size	45.31
<b>KIT15-1.5XHD</b>	15XHD	2 ea. ⅜"-16 x 1 ½" Decorative Thru Bolts; 1 ½" Dia.; 2 ea. Bushings; 4 ea. Plastic Washers; Specify Finish and Glass Thickness/Hole Size	51.84
<b>KIT16</b>	16	2 ea. ¼"-20 x 2 ¼" Double Cone Head Bolts and 4 ea. Set Screws	13.25
<b>KIT16HD</b>	16HD	2 ea. ⅝"-18 x 2 ¼" Double Cone Head Bolts and 4 ea. Set Screws	16.33

Part	Mounting Type	Description	Price
<b>KIT17</b>	17	2 ea. ¼"-20 x ½" Double Cone Head Bolts and 4 ea. Set Screws	13.28
<b>KIT17HD</b>	17HD	2 ea. ⅝"-18 x ½" Double Cone Head Bolts and 4 ea. Set Screws	16.33
<b>KIT18</b>	18	2 ea. ¼"-20 x 1 ½" Double Cone Head Bolts; 2 ea. Metal Washers; 4 ea. Plastic Washers; 2 ea. Bushings for ½" Glass Doors; Specify if other than ½" Glass and 4 ea. Set Screws	22.75
<b>KIT18HD</b>	18HD	2 ea. ⅝"-18 x 1 ½" Double Cone Head Bolts; 2 ea. Metal Washers; 4 ea. Plastic Washers; 2 ea. Bushings for ½" Glass Doors; Specify if other than ½" Glass and 4 ea. Set Screws	26.02
<b>KIT-T1</b>	T1	1 ea. ¼"-20 X 2 ¼" Cone Head Bolt; 1 ea. ¼"-20 Cone Head Union; 2 ea. Set Screws; 2 ea. ¼"-20 x 2 ¼" - 1" Dia. Decorative Thru Bolts; Specify Finish	34.48
<b>KIT-T2</b>	T2	1 ea. ¼"-20 X 1 ½" Cone Head Bolt; 1 ea. ¼"-20 Cone Head Union; 2 ea. Set Screws; 2 ea. ¼"-20 x 1 ½" - 1" Dia. Decorative Thru Bolts; 1 ea. Metal Washer; 6 ea. Plastic Washers; 3 ea. Bushings; Specify Finish	43.69
<b>KIT-T3</b>	T3	1 ea. ¼"-20 X 2 ¼" Cone Head Bolt; 1 ea. ¼"-20 Cone Head Union; 2 ea. Set Screws; 2 ea. ¼"-20 x 2 ¼" Thru Bolts; 2 ea. Finish Washers; Specify Finish	13.26
<b>KIT-T4</b>	T4	1 ea. ¼"-20 X 2 ¼" Cone Head Bolt; 2 ea. ¼"-20 x ½" Cone Head Bolts; 3 ea. Set Screws	13.37
<b>KIT-T5</b>	T5	1 ea. ¼"-20 X 2 ¼" Cone Head Bolt; 2 ea. ¼"-20 x ½" Cone Head Wood Screws; 3 ea. Set Screws	16.14
<b>KITRM1.25</b>	11x1XHD	2 ea. ⅜"-16 x 2 ½" Thru-Bolts; 2 ea. Finish Washers; 1 ea. ⅜"-16 x 3 ½" LH/RH Bolt; 1 ea. 1 ¼" Spanner Collar; Specify Finish	30.02
<b>KITRM360</b>	11x12XHD	2 ea. ⅜"-16 x 2 ¼" Decorative Thru Bolts 1 ¼" Dia.; 1 ea. ⅜"-16 x 3 ½" LH/RH Bolt; 1 ea. 1 ¼" Spanner Collar; Specify Finish	55.66
<b>KITRM360G</b>	14x15XHD	2 ea. ⅜"-16 x 2 ¼" Decorative Thru Bolts 1 ¼" Dia.; 1 ea. ⅜"-16 x 2 ¼" LH/RH Bolt; 1 ea. 1 ¼" Spanner Collar; 3 ea. Bushings; 6 ea. Plastic Washers; Specify Finish	65.50
<b>KITRM1.5</b>	11x1XHD	2 ea. ⅜"-16 x 2 ½" Thru Bolts; 2 ea. Finish Washers; 1 ea. ⅜"-16 x 3 ½" LH/RH Bolt; 1 ea. 1 ¼" Spanner Collar; Specify Finish	33.29
<b>KITRM380</b>	11x12XHD	2 ea. ⅜"-16 x 2 ¼" Decorative Thru Bolts 1 ½" Dia.; 1 ea. ⅜"-16 x 3 ½" LH/RH Bolt; 1 ea. 1 ¼" Spanner Collar; Specify Finish	65.50
<b>KITRM380G</b>	14x15XHD	2 ea. ⅜"-16 x 2 ¼" Decorative Thru Bolts 1 ½" Dia.; 1 ea. ⅜"-16 x 1 ¼" LH/RH Bolt; 1 ea. 1 ¼" Spanner Collar; 3 ea. Bushings; 6 ea. Plastic Washers; Specify Finish	75.32

USA & Canada Prices Effective July 1, 2022

Check the websites for the most updated product information.

USA: 800 458 2424 • www.rockwoodmfg.com | Canada: 800 461 3007 • www.assaabloydss.ca

Copyright © 2021-2023, ASSA ABLOY Accessories and Door Controls Group, Inc. All rights reserved. Reproduction in whole or in part without the express written permission of ASSA ABLOY Accessories and Door Controls Group, Inc. is prohibited.

**ROCKWOOD**

**ASSA ABLOY**

Experience a safer  
and more open world

The ASSA ABLOY Group is the global leader in access solutions.  
Every day, we help billions of people experience a more open world.

ASSA ABLOY Opening Solutions leads the development within door openings and products for access solutions in homes, businesses and institutions. Our offering includes doors, frames, door and window hardware, mechanical and smart locks, access control and service.

**ROCKWOOD®**

**ASSA ABLOY**

Rockwood Manufacturing Company  
300 Main St.  
Rockwood, PA 15557  
[www.rockwoodmfg.com](http://www.rockwoodmfg.com)  
[orders.rockwood@assaabloy.com](mailto:orders.rockwood@assaabloy.com)  
800 458 2424

(In Canada)  
Door Security Solutions Canada  
160 Four Valley Drive  
Vaughan, ON L4K 4T9  
800 461 3007  
[www.assaabloydss.ca](http://www.assaabloydss.ca)