

DON-JO MFG., INC.

ARCHITECTURAL HARDWARE & ACCESSORIES



Seattle, Washington

LATCH PROTECTORS

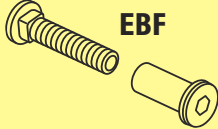
DON-JO MFG., INC.
P.O. Box 929
Sterling, MA 01564

PHONE: 978.422.3377
FAX: 978.422.3467
WATS: 800.628.8389
WATS FAX: 800.278.8202

WEB: www.don-jo.com
E-mail: info@don-jo.com
Section G, Version 1

INDEX

| Item# | Page# | Item# | Page# | Item# | Page# | Item# | Page# |
|--------------|-------|--------------|-------|--------------|-------|--------------|-------|
| 9211 | 3g | ILP-212 | 1g | MELP-210-EBF | 7g | PLP-111 | 4g |
| 9211-EBF | 3g | KLP-110-LHR | 6g | MLP-111 | 2g | PLP-111-EBF | 4g |
| AL-211 | 8g | KLP-110-RHR | 6g | MLP-111-EBF | 2g | PLP-211 | 4g |
| ALP-206 | 5g | LELP-208 | 7g | MLP-211 | 2g | PLP-211-EBF | 4g |
| ALP-210 | 5g | LELP-208-EBF | 7g | MPL-211-EBF | 2g | PMLP-111 | 3g |
| BLP-107 | 5g | LP-107 | 4g | NELP-207 | 2g | PMLP-111-EBF | 3g |
| BLP-110 | 5g | LP-107-EBF | 4g | NLP-106 | 5g | PMLP-211 | 3g |
| BLP-207 | 5g | LP-207 | 4g | NLP-110 | 5g | PMLP-211-EBF | 3g |
| BLP-210 | 5g | LP-207-EBF | 4g | NLP-206 | 5g | PULP-111 | 4g |
| CLP-106 | 4g | LP-111 | 3g | NLP-210 | 5g | PULP-211 | 4g |
| CLP-110 | 4g | LP-111-EBF | 3g | OLP-2650 | 2g | SLP-106 | 6g |
| ELP-208 | 7g | LP-211 | 3g | OLP-2651 | 2g | SLP-106-EBF | 6g |
| ELP-208-EBF | 7g | LP-211-EBF | 3g | OSLP-107 | 6g | SLP-206 | 6g |
| ELP-208P | 7g | LP-307 | 1g | OSLP-107-EBF | 6g | SLP-206-EBF | 6g |
| ELP-208P-EBF | 7g | LP-312 | 8g | OSLP-110 | 6g | ULP-111 | 2g |
| FLP-111 | 7g | LP-312-EBF | 8g | OSLP-110-EBF | 6g | ULP-211 | 2g |
| FLP-211 | 7g | LP-312P | 8g | OSLP-207 | 6g | WSLP-104 | 6g |
| GLP-307-LHR | 1g | LP-312P-EBF | 8g | OSLP-207-EBF | 6g | WSLP-204 | 6g |
| GLP-307-RHR | 1g | LP-2878 | 8g | OSLP-210 | 6g | | |
| ILP-206 | 1g | MELP-210 | 7g | OLSP-210-EBF | 6g | | |



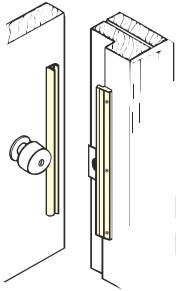
EBF

- * Special Fasteners to prevent interference with the frame
- * Available on selected Latch Protectors as an option

FASTENERS

| Product | Fastening Type |
|---|---|
| ILP-206 & ILP-212 | 3 ea. #10 x 1 1/4" one way screws, 3 ea. #8 x 1 1/4" WS Flat Head |
| LP-307 GLP-307, OLP-2650, OLP-2651 | 1 ea. 5/16-18 x 2 1/4" Carriage bolt w/Acorn nut & washer 1 ea. Drive in Rivet |
| LP-111 & LP-211 | 4 ea. 5/16-18 x 2 1/4" Carriage bolts w/Acorn nuts & washers |
| MPL-111 & MLP-211, PLP-111 & PLP-211, PMLP-111 & PMLP-211, LP-107 & LP-207, ELP-208 & ELP-208P, LELP-208, MELP-210, SLP-106-SLP-206, OSLP-107 & OSLP-207, OSLP-110 & OSLP-210, LP-312 & LP-312P | 2 ea. 5/16-18 x 2 1/4" Carriage bolts w/Acorn nuts & washers |
| CLP-106 & CLP-110, NLP-106 & NLP-206, NLP-110 & NLP-210, BLP-107 & BLP-207, BLP-110 & BLP-210, KLP-110, FLP-111 & FLP-211, LP-2878 | 2 ea. 1/4-20 x 1 3/4" Flat Head MS w/Finish Washer |
| ALP-206 & ALP-210 | 4 ea. #10-1 1/2 Phillips SMS |

The **INTERLOCK** for inswinging doors

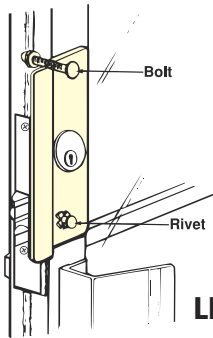


ILP-206
ILP-212

| NUMBER | DIMENSIONS | MATERIAL |
|---------|------------|----------|
| ILP-206 | 6" | Steel |
| ILP-212 | 12" | |

SHELF PACK: 10 Display Package Size - 4" x 12" and 4" x 16"
GAUGE: 14 (.075)
FEATURES: • 6" version for use with key-in-knob and deadbolt locks
 • 12" version for use with Mortise Locks, Simplex 1000 series, Alarm Lock DL-2500, DL-2700 & 3000, Card Access Systems, etc.
FINISHES: BP (Brass Plated), CP (Chrome Plated), DU (Duro Coated), SL (Silver Coated)

For **ALUMINUM ENTRANCE** doors

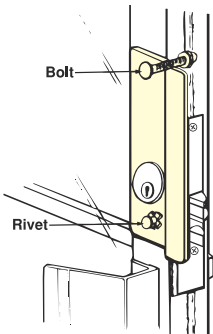


LP-307

| NUMBER | DIMENSIONS | MATERIAL |
|--------|-------------|--------------------------|
| LP-307 | 2 5/8" x 7" | Steel Stainless Steel |

SHELF PACK: 10 Polybagged / Display Package Size 4" x 12"
GAUGE: 12 (.104)
FEATURES: • Reversible • Fits over cylinder - lock removal NOT required
 • Hand carriage bolt and rivet supplied • No specific tools required
 • 3/8" offset
FINISHES: 630, DU (Duro Coated), SL (Silver Coated)

For **ALUMINUM ENTRANCE** doors- solves pull handle interference



GLP-307
LHR SHOWN

| NUMBER | DIMENSIONS | MATERIAL |
|-------------|-------------|--------------------------|
| GLP-307 LHR | 2 5/8" x 7" | Steel Stainless Steel |
| GLP-307 RHR | 2 5/8" x 7" | |

SHELF PACK: 10 Polybagged
GAUGE: 12 (.104)
FEATURES: • Fits over cylinder - lock removal NOT required
 • Hand carriage bolt and rivet supplied • No specific tools required
 • 3/8" offset
 • Center of cylinder hole is 2 1/2" from end of plate
FINISHES: 630, DU (Duro Coated), SL (Silver Coated)



EBF Fasteners available with selected Latch Protectors.

For use with **ALUMINUM ENTRANCE DOORS**



NELP-207

| NUMBER | DIMENSIONS | MATERIAL |
|----------|------------|----------|
| NELP-207 | 7" | Steel |

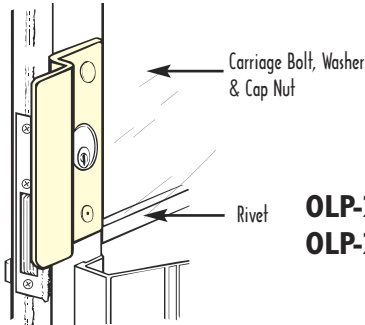
SHELF PACK:

GAUGE:

- FEATURES:**
- Works with Adams Rite locks
 - Protects electric strikes from attach
 - Protects cylinder collar from wrenching
 - Stops crowbar attacks

FINISHES: DU (Duro Coated), SL (Silver Coated)

For use with **CENTER HUNG OUTSWINGING ALUMINUM DOORS**



OLP-2650
OLP-2651

| NUMBER | DIMENSIONS | MATERIAL |
|----------|-----------------|----------|
| OLP-2650 | 2 5/8" x 6 1/2" | Steel |
| OLP-2651 | 2 5/8" x 6 1/2" | |

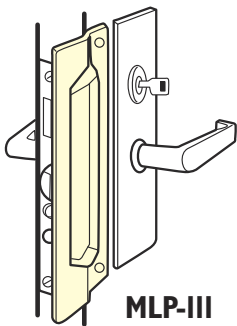
SHELF PACK: 10 Polybagged

GAUGE: 12 (.104)

- FEATURES:**
- (OLP-2650) available in 1 1/8" offset
 - (OLP-2651) available in 1 3/8" offset

FINISHES: DU (Duro Coated), SL (Silver Coated)

America's favorite for **OUTSWINGING DOORS** - completely covers the strike plate



MLP-III
MLP-2II



ULP-III
ULP-2II

| NUMBER | DIMENSIONS | MATERIAL |
|-------------|---------------|-----------------|
| MLP-111 | 3" x 11" | Stainless Steel |
| MLP-211 | 3" x 11" | Steel |
| MLP-111-EBF | 3" x 11" | Stainless Steel |
| MLP-211-EBF | 3" x 11" | Steel |
| ULP-111 | 3.5" x 11.75" | Stainless Steel |
| ULP-211 | 3.5" x 11.75" | Steel |

SHELF PACK: 10 Polybagged

GAUGE: 12 (.104)

- FEATURES:** (MLP-111, MLP-211) Furnished with carriage bolts, washers & acorn cap nuts for safety and strength
(MLP-111-EBF, MLP-211-EBF) Furnished w/carriage bolt & sex nut
(ULP-111, ULP-211) Cut out size: 8.75"

FINISHES: (MLP-111, ULP-111) 630


(MLP-211) BP (Brass Plated), CP (Chrome Plated), DU (Duro Coated), SL (Silver Coated)

(ULP-211) BP (Brass Plated), CP (Chrome Plated), DU (Duro Coated), SL (Silver Coated), 626



EBF Fasteners available with selected Latch Protectors.

Pin Latch protectors for **OUTSWINGING DOORS**

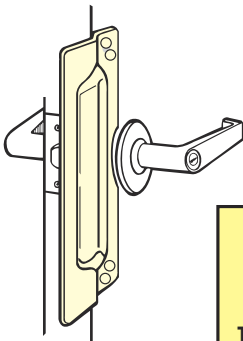


PMLP-III
PMLP-2II

| NUMBER | DIMENSIONS | MATERIAL |
|--------------|------------|-----------------|
| PMLP-111 | 3" x 11" | Stainless Steel |
| PMLP-211 | 3" x 11" | Steel |
| PMLP-111-EBF | 3" x 11" | Stainless Steel |
| PMLP-211-EBF | 3" x 11" | Steel |

SHELF PACK: 10 Polybagged
GAUGE: 12 (.104)
FEATURES: (PMLP-111, PMLP-211)
 Solid steel pin prevents spreading of door from frame
 Pin is welded on back leaving no visible point of attack from outside
FINISHES: (PMLP-111) 630
 (PMLP-211) BP (Brass Plated), CP (Chrome Plated), DU (Duro Coated), SL (Silver Coated)
 (PMLP-211-EBF) BP (Brass Plated), CP (Chrome Plated), DU (Duro Coated), SL (Silver Coated), 626

America's favorite for **OUTSWINGING DOORS** - completely covers the strike plate



LP-III
LP-2II
92II

SAVE \$!
 Product available polybagged
 To order, replace "LP" with "9". (i.e., LP-2II will become 92II)

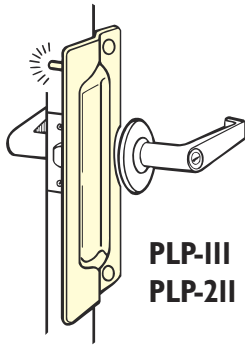
| NUMBER | DIMENSIONS | MATERIAL |
|------------------------|------------|-----------------|
| LP-111 | 3" x 11" | Stainless Steel |
| LP-211 | 3" x 11" | Steel |
| 9211 (*Polybagged) | 3" x 11" | Steel |
| LP-111-EBF | 3" x 11" | Stainless Steel |
| LP-211-EBF | 3" x 11" | Steel |
| 9211 (*Polybagged)-EBF | 3" x 11" | Steel |

SHELF PACK: 10 Display Package Size - 4" x 16" (9211, LP-111) Polybagged
GAUGE: 12 (.104)
FEATURES: • Furnished with carriage bolts, washers & acorn cap nuts for safety and strength
 • Fits 2 3/4" and 2 3/8" backsets
FINISHES: (LP-111) 630
 (LP-211) BP (Brass Plated), CP (Chrome Plated), DU (Duro Coated), PC (Prime Coated), SL (Silver Coated)



EBF Fasteners available with selected Latch Protectors.

Pin Latch protectors for **OUTSWINGING DOORS**



**PLP-III
PLP-2II**



**PULP-III
PULP-2II**

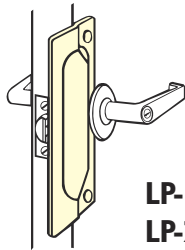
| NUMBER | DIMENSIONS | MATERIAL |
|-------------|---------------|-----------------|
| PLP-111 | 3" x 11" | Stainless Steel |
| PLP-211 | 3" x 11" | Steel |
| PLP-111-EBF | 3" x 11" | Stainless Steel |
| PLP-211-EBF | 3" x 11" | Steel |
| PULP-111 | 3.5" x 11.75" | Stainless Steel |
| PULP-211 | 3.5" x 11.75" | Steel |

SHELF PACK: 10 Polybagged
GAUGE: 12 (.104)
FEATURES:

- Solid steel pin prevents spreading of door from frame
- Pin is welded on back leaving no visible point of attack from outside
- Fits 2 3/4" and 2 3/8" backsets
(PULP-111, PULP-211) Cut out size: 8.75"

FINISHES: (PLP-111, PULP-111) 630
 (PLP-211, PULP-211) 626, BP (Brass Plated), CP (Chrome Plated), DU (Duro Coated), SL (Silver Coated)

For **Outswinging doors**




**LP-107
LP-207**

| NUMBER | DIMENSIONS | MATERIAL |
|------------|-------------|-----------------|
| LP-107 | 2 3/4" x 7" | Stainless Steel |
| LP-207 | 2 3/4" x 7" | Steel |
| LP-107-EBF | 2 3/4" x 7" | Stainless Steel |
| LP-207-EBF | 2 3/4" x 7" | Steel |

SHELF PACK: 10 Display Package Size - 4" x 12"
GAUGE: 12 (.104)
FEATURES: Furnished with carriage bolts, washers & acorn cap nuts for safety and strength
FINISHES: (LP-107) 630
 (LP-207) BP (Brass Plated), CP (Chrome Plated), DU (Duro Coated), SL (Silver Coated)

COMMERCIAL TYPE for outswinging doors



**CLP-106
CLP-110**

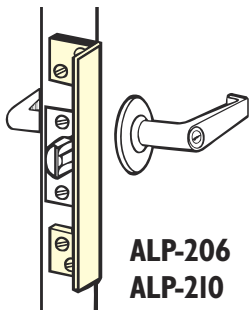
| NUMBER | DIMENSIONS | MATERIAL |
|---------|--------------|-----------------|
| CLP-106 | 2 1/8" x 6" | Stainless Steel |
| CLP-110 | 2 1/8" x 10" | |

SHELF PACK: 10 Polybagged
GAUGE: 12 (.104)
FEATURES:

- 6" for key-in-knobs
- 10" for Mortise Locks
- Architectural design
- Concealed welded studs with fasteners

FINISH: 630

ANGLE TYPE for outswinging doors




ALP-206
ALP-210

| NUMBER | DIMENSIONS | MATERIAL |
|---------|------------|----------|
| ALP-206 | 6" | Steel |
| ALP-210 | 10" | |

SHELF PACK: 10 Polybagged
GAUGE: 10 (.134)
FEATURES: • 6" for key-in-knobs
 • 10" for Mortise Locks
 • 1 1/2" sheet metal screws for wood or metal
FINISHES: BC (Brass Coated), DU (Duro Coated), SL (Silver Coated)

NARROW COMMERCIAL TYPE for outswinging doors

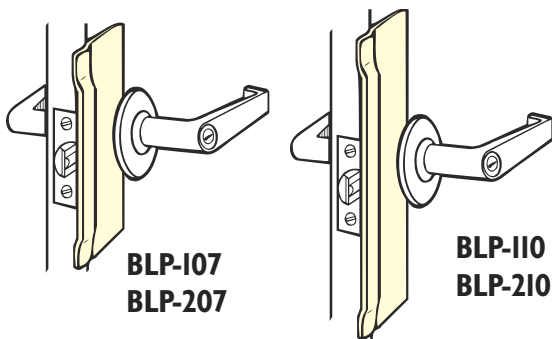


NLP-106
NLP-110
NLP-206
NLP-210

| NUMBER | DIMENSIONS | MATERIAL |
|---------|--------------|-----------------|
| NLP-106 | 1 1/2" x 6" | Stainless Steel |
| NLP-110 | 1 1/2" x 10" | |
| NLP-206 | 1 1/2" x 6" | Steel |
| NLP-210 | 1 1/2" x 10" | |

SHELF PACK: 10 Polybagged
GAUGE: 12 (.104)
FEATURES: • 6" for key-in-knobs • 10" for Mortise Locks
 • Narrow type for outswinging doors
FINISHES: (NLP-106, NLP-110) 630 (NLP-206, NLP-210) DU (Duro Coated), PC (Prime Coated), SL (Silver Coated)

For **KEY-IN-LEVER** Locks with up to 3 3/4" ESCUTCHEON



BLP-107
BLP-207

BLP-110
BLP-210


| NUMBER | DIMENSIONS | MATERIAL |
|---------|--------------|-----------------|
| BLP-107 | 3 1/4" x 7" | Stainless Steel |
| BLP-110 | 3 1/4" x 10" | |
| BLP-207 | 3 1/4" x 7" | Steel |
| BLP-210 | 3 1/4" x 10" | |

SHELF PACK: 10 Polybagged
GAUGE: 12 (.104)
FEATURES: • Works with up to 3 3/4" rose
 • Concealed welded studs with fasteners
FINISHES: (BLP-107, BLP-110) 630 (BLP-207, BLP-210) BP (Brass Plated), DU (Duro Coated), SL (Silver Coated)



EBF Fasteners available with selected Latch Protectors.

SLIPPER LATCH PROTECTOR



WSLP-104
WSLP-204

| NUMBER | DIMENSIONS | MATERIAL |
|----------|------------|-----------------|
| WSLP-104 | 5" x 4" | Stainless Steel |
| WSLP-204 | 5" x 4" | Stainless Steel |

SHELF PACK: 10

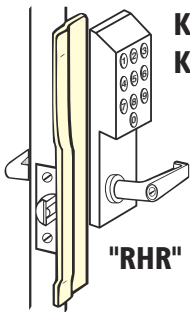
Polybagged

GAUGE:

- FEATURES:**
- Sleek design allows for easy install
 - Mounts under the lock set
 - Works with most grade 1 & 2 levers & knobs
 - Prepped for most commercial locks

FINISHES: 630, DU, SL

For ELECTRONIC LOCKS



KLP-110-LHR
KLP-110-RHR

"RHR" SHOWN

| NUMBER | DIMENSIONS | MATERIAL |
|-------------|--------------|-----------------|
| KLP-110-LHR | 1 1/2" x 10" | Stainless Steel |
| KLP-110-RHR | 1 1/2" x 10" | |

SHELF PACK: 10


Polybagged

GAUGE: 12 (.104)

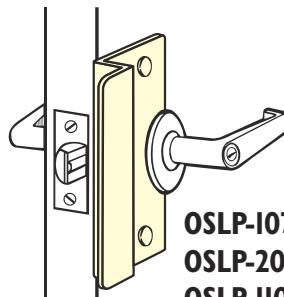
- FEATURES:**
- Works with ILCO 1000, 4000
 - Alarm Lock Trilogy Locks
 - Mas-Hamilton Power Levers
 - Schlage Cobra
 - Marks I-Q

FINISH: 630

SHORT TYPE for outswinging doors



SLP-106
SLP-206



OSLP-107
OSLP-207
OSLP-110
OSLP-210

| NUMBER | DIMENSIONS | MATERIAL |
|--------------|--------------|-----------------|
| SLP-106 | 2 5/8" x 6" | Stainless Steel |
| SLP-206 | 2 5/8" x 6" | Steel |
| OSLP-107 | 2 5/8" x 7" | Stainless Steel |
| OSLP-207 | 2 5/8" x 7" | Steel |
| OSLP-110 | 2 5/8" x 10" | Stainless Steel |
| OSLP-210 | 2 5/8" x 10" | Steel |
| SLP-106-EBF | 2 5/8" x 6" | Stainless Steel |
| SLP-206-EBF | 2 5/8" x 6" | Steel |
| OSLP-107-EBF | 2 5/8" x 7" | Stainless Steel |
| OSLP-207-EBF | 2 5/8" x 7" | Steel |
| OSLP-110-EBF | 2 5/8" x 10" | Stainless Steel |
| OSLP-210-EBF | 2 5/8" x 10" | Steel |

SHELF PACK: 10

Display Package Size - 4" x 12"

GAUGE: 12 (.104)

- FEATURES:**
- (SLP) Display Packaged
 - (OSLP) Polybagged
 - Furnished with carriage bolts, washers & acorn cap nuts for safety and strength

- May be used on hollow metal door/frame using ANSI strike
- Works with up to 3 3/4" rose
- SLP - 3/8" offset / OSLP - 3/4" offset

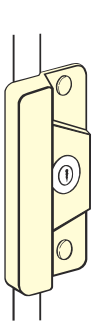
FINISHES: (SLP-106, OSLP-107, OSLP-110) 630

(SLP-206, OSLP-207, OSLP-210) BP (Brass Plated), CP (Chrome Plated), DU (Duro Coated), SL (Silver Coated),

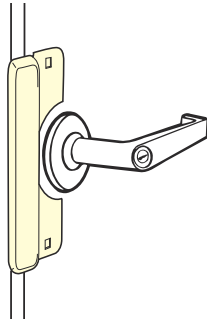


EBF Fasteners available with selected Latch Protectors.


For use with **ELECTRIC STRIKES**



ELP-208
ELP-208P



LELP-208
Fits up to
3 3/4" Rose



MELP 210

| NUMBER | DIMENSIONS | MATERIAL |
|--------------|--------------|----------|
| ELP-208 | 3 1/2" x 8" | Steel |
| ELP-208P | 3 1/2" x 8" | |
| LELP-208 | 3 1/2" x 8" | |
| MELP-210 | 2 5/8" x 10" | |
| ELP-208-EBF | 3 1/2" x 8" | |
| ELP-208P-EBF | 3 1/2" x 8" | |
| LELP-208-EBF | 3 1/2" x 8" | |
| MELP-210-EBF | 2 5/8" x 10" | |

SHELF PACK: 10

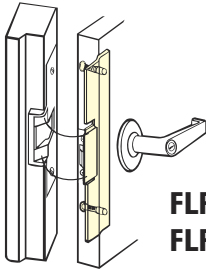
Polybagged

GAUGE: 12 (.104)

- FEATURES:**
- Available with or without cylinder hole
 - Designed to fit most electric strikes
 - Completely encases the keeper for maximum protection
 - Use with Mortise, Keyless Locks & Exit Devices
 - ELP-208P No Cylinder Hole

FINISHES: DU (Duro Coated), SL (Silver Coated)

Fits **FOLGER ADAMS ELECTRIC STRIKE** for outswinging doors



FLP-III
FLP-2II

| NUMBER | DIMENSIONS | MATERIAL |
|---------|------------------|-----------------|
| FLP-111 | 1 3/4" x 11 1/4" | Stainless Steel |
| FLP-211 | 1 3/4" x 11 1/4" | Steel |

SHELF PACK: 10

Polybagged

GAUGE: 12 (.104)

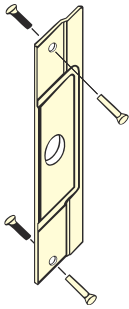
FEATURES: Works with Folger Adams 310 & 710 models

FINISHES: (FLP-111) 630
(FLP-211) BP (Brass Plated), DU (Duro Coated)



EBF Fasteners available with selected Latch Protectors.

For outswinging **ALUMINUM ENTRANCE DOORS**

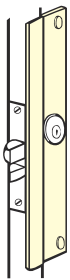


AL-211

| NUMBER | DIMENSIONS | MATERIAL |
|--------|--------------|----------|
| AL-211 | 3 1/2" x 12" | Steel |

SHELF PACK: 10 Polybagged
GAUGE: 12 (.104)
FINISHES: DU (Duro Coated), SL (Silver Coated)
FEATURES: Sex nuts and bolts for secure mounting and professional appearance

Fits **ADAMS RITE LATCH LOCK** for outswinging doors




LP-312
LP-312P

| NUMBER | DIMENSIONS | MATERIAL |
|-------------|--------------|----------|
| LP-312 | 2 5/8" x 12" | Steel |
| LP-312P | 2 5/8" x 12" | |
| LP-312-EBF | 2 5/8" x 12" | |
| LP-312P-EBF | 2 5/8" x 12" | |

SHELF PACK: 10 Polybagged
GAUGE: 12 (.104)
FEATURES: • Reversible
 • 3/8" offset - 1 7/16" hole - 1 1/8" backset
 • LP-312P No Center Hole
FINISHES: DU (Duro Coated), SL (Silver Coated)

SLIMLINE for outswinging doors



LP-2878

| NUMBER | DIMENSIONS | MATERIAL |
|---------|-----------------|----------|
| LP-2878 | 1 1/2" x 8 7/8" | Steel |

SHELF PACK: 10 Polybagged
GAUGE: 5/16" thick (.3125)
FEATURES: Sleek appearance
FINISHES: DU (Duro Coated), PC (Prime Coated), SL (Silver Coated)

ONLINE ORDERING

Earn

3%

**additional discount
for online ordering!**

New Online Features:

- Improved Searches • Order Status***
- Templates • Pricing***

***ENTIRE
ORDER!***

EVERY ORDER!

www.don-jo.com

DON-JO MFG., INC.

ARCHITECTURAL HARDWARE



www.don-jo.com

info@don-jo.com • 1.800.628.8389 • 1.800.278.8202 fax

© Don-Jo Mfg. 2015