



EZ Series

Keypad Locks



BEST: Setting the Standard for Security

TABLE OF CONTENTS

Hardware / Software Features.....	2	9KZ cylindrical levers.....	4
Options	2	9KZ cylindrical specifications	5
Accessories	3	9KZ cylindrical functions	5
40HZ mortise specifications.....	3-4	EXZ exit hardware specifications & trim chart.....	6
40HZ mortise functions	4	How to order.....	7
40HZ mortise levers/knob.....	4		

Hardware Features

- Heavy-duty mechanical platform designed and manufactured for the toughest applications.
- When the deadbolt is projected, deadbolt sensing prevents access by unauthorized PINs.
- The key override feature allows for mechanical access.
- Available in common finishes and trims to match BEST's 9K cylindrical series and 40H mortise series.
- Available in cylindrical, mortise, and exit device trim platforms to meet most common applications.
- 12 position keypad design with audible and visual feedback.
- Optional 8-cell battery holder for longer life, or standard 4-cell battery holder, each with AA alkaline batteries that are easily changed.
- Local factory-trained technical services are available 24 hours a day to meet any emergency need.
- Replacement parts available.
- Weather-resistant for versatile applications, including doors exposed to inclement weather.
- Remote unlock standard.



Software Features

- Variable PIN length from 3-6 digits.
- Maximum of 50 users.
- All programming occurs through the keypad.
- Passage Mode privilege – authorized users can unlock device for extended periods of time.
- Deadbolt Override privilege – authorized users can gain access even when a mortise deadbolt is thrown.
- Provides for 1 Administrator PIN and 5 Supervisor PINs to allow easy management of groups of users.

Options

AL – Abrasive available strip on lever to immediately identify warnings on doors to hazardous areas for the blind.

8CE – 8 cell battery holder with AA alkaline batteries included for extended operating life.

LM – The Lost Motion feature allows the lever handle to turn freely when it is locked without retracting the latchbolt assembly. This feature makes over-torque abuse more difficult to achieve.

Note: Available in 9K cylindrical only.

Non-IC – The 9KZ may be adapted to existing keying systems by using a special retrofit lever and throw member that will accept 6-pin single shear-line cylinders from the following manufacturers: Corbin-Russwin, Medeco, Sargent, Schlage, Yale.

Note: Cylinder not supplied.

P2 – Phillips head provided for all exposed screws. (Security head provided standard)

Thick Door – Specify thickness if other than 1 3/4".

TL – Tactile levers may be used in areas where improved grip is required or as a warning in hazardous or Safety First areas. Grooves are machined into the back of the hand grasp portion of the lever to improve grip and/or provide a sensory warning. This option can be used for blind, safety, or accessibility applications.

Accessories (not shown)

Parts Description	Catalog Number
4 Cell Battery Holder**	C83511 (Standard)
4 Cell Shrink Wrapped Battery Pack*	VPD-BB (4SW option)
8 Cell Battery Door***	B62129
8 Cell Battery Holder**	C83522 (8CE option) 40 lbs.
8 Cell Shrink Wrapped Battery Pack***	Battery Holder**
Standard Driver Bit	VPD – T15

*VPD-BB can be used in both legacy one piece inside trim and 2010 or newer two pieces inside trim **Cannot be used with legacy one piece trims or EX units and can only be used with 2010 or newer locks or in conjunction with retrofit kit ***Can only be used with one piece legacy trim

40HZ – Mortise Specifications

Mechanical

Case – 0.095" cold rolled steel, 5 7/8" H x 7/8" D x 4 1/16" W. Steel is zinc dichromate plated for corrosion protection.

Faceplate – Brass or bronze material, 8" H x 1 1/4" W x 1/16" T. Automatically adjusts to proper bevel during installation.

Strike – Brass, bronze, or stainless steel base material, 4 7/8" H x 1 1/4" W x 3/32" T. ANSI A115.1. Universal (non-handed) strike supplied standard with lock.

Backset – 2 3/4"

Certification – UL listed for GYQS electrically controlled single point locks or latches for use on 3 hour A label doors. The listing applies for both U.S. and Canadian applications.

Door Thickness – Standard lock configuration designed for doors 1 3/4" thick. Thick door configuration available for doors up to 3" thick (specify thickness when ordering).

Latchbolt – Solid stainless steel, 3/4" throw. Latch is oil-impregnated for anti-friction operation reversible without opening case.

Deadbolt – Stainless steel, 1" throw.

Auxiliary bolt – Stainless steel, non-handed.

Lever handle – Brass, bronze, or stainless steel base material. Lever styles 3, 14, and 15 return to a minimum of 1/2" of door surface. Lever 12, 16 and 17 do not return.

Escutcheon – 10 1/2" H x 3 5/16" W x 1" D (1" at the top, sloping down to 3/4" at the bottom)

Finishes –

- 605 - bright brass, clear coated
- 606-satin brass, clear coated
- 611-bright bronze, clear coated
- 612-satin bronze, clear coated
- 613*-oxidized satin bronze, oil rubbed
- 619-satin nickel plated
- 625-bright chromium plated (brass base material)
- 626-satin chromium plated (brass base material)
- 690** -dark bronze coated (brass base material)

* 613 finish is designed to wear over time, providing an "antique" appearance.

** 690 finish will continue as a dark brown appearance over time.

Electronic

Primary power – 4 AA batteries (standard). 8 AA batteries for longer life, or 4 cell shrink wrapped battery pack (optional)

* Two phase battery warning system is given via audible and visual responses reducing the potential for complete power loss.

Memory backup – Maintains programming indefinitely.

Relative humidity – 10% to 90% non-condensing.

Shock – 2000 Gs RMS (maximum door-slam shock).

Compliance – Compliance to FCC, Canadian, and European EMC requirements; for interference FCC Class A digital apparatus



40HZ



40HZ – Mortise Specifications (Cont'd)

Keypad

Bezel size – 2 5/8" W x 3 3/8" H.

Material – Bezel–High impact ABS, Keypad–Encapsulated elastomer.

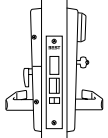
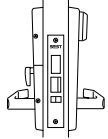
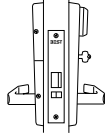
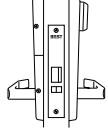
ESD Protection – 15KV

Button operating life – 3-5 million cycles.

Button operating force – 3.88 ounces.

Sealing – Weatherproof lens and gasket provides protection for outdoor use (Usable in most environmental/exterior applications)

40HZ – Mortise Functions

Function & Diag. (ANSI No.)	Mechanical	Electronic
Deadbolt w/ key override (TV) 	Latchbolt operated by lever either side, except when outside lever is locked by internal motor drive mechanism; latchbolt is retracted by key outside. Deadbolt operated by key outside and turn lever inside. When deadbolt is extended, turning inside lever or electronically unlocked outside lever retracts both deadbolt and latchbolt simultaneously. Auxiliary latch deadlocks latchbolt.	Internal motor drive mechanism operated by electronic signal when presenting valid token. Green light indicates valid access. Red light and sounder indicate invalid access attempt. Electronic sensor recognizes whether deadbolt is retracted or thrown. Lock grants access only to deadbolt-authorized personnel when deadbolt is thrown.
Deadbolt w/o key override (LV) 	Latchbolt operated by lever either side, except when outside lever is locked by internal motor drive mechanism. Deadbolt operated by turn knob inside. When deadbolt is extended, turning inside lever or electronically unlocked outside lever retracts both deadbolt and latchbolt simultaneously. Auxiliary latch deadlocks latchbolt.	
Latch w/key override (DV) 	Latchbolt operated by lever either side, except when outside lever is locked by internal motor drive mechanism; latchbolt is retracted by key outside. Auxiliary latch deadlocks the latchbolt.	
Latch w/o key override (NV) 	Latchbolt operated by lever either side, except when outside lever is locked by internal motor drive mechanism. Auxiliary latch deadlocks the latchbolt.	

Levers/Knob



9KZ – Cylindrical Specifications

Mechanical

Materials – Internal parts are brass, zinc or corrosion-treated steel.

Chassis – 2 1/16" diameter to fit 2 1/8" diameter hole in door.

Strike – S3 Brass or bronze, 4 7/8" H x 1 1/4" W x 3/32" D. ANSI A115.1.

STK Brass or bronze, 2 3/4" x 1 1/8" x 3/32". Fits standard door frame cut out as specified in ANSI A115.3

Backset – 2 3/4" standard, 3 3/4" and 5" available.

Door thickness – For doors 1 3/4" - 2 1/4" thick.

Installation – Lock dimensions requires modified door prep ANSI A156.2 Series 4000, Grade 1 to mount housing.

Latchbolt – 9/16" throw.

Escutcheon – Dimensions: 10 1/2" H x 3 5/16" W x 1" D sloping down to 3/4".

Lever – Made from high-quality zinc alloy. Body is approximately 1 5/8" in diameter: Handle is approximately 4 3/4" in length (from center-line of chassis). (#14 and #15 conform to California Titles 19 and 24.)

Certification – UL listed For GYQS Electrically controlled single point locks or latches for 3 hour A label doors. The listing applies for both U.S. and Canadian applications.

use on



Finish –

- 605 - bright brass, clear coated
- 606-satin brass, clear coated
- 611-bright bronze, clear coated
- 612-satin bronze, clear coated
- 613*-oxidized satin bronze, oil rubbed
- 619-satin nickel plated
- 625-bright chromium plated (brass base material)
- 626-satin chromium plated (brass base material)
- 690**-dark bronze coated (brass base material)

* 613 finish is designed to wear over time, providing an "antique" appearance.

** 690 finish will continue as a dark brown appearance over time.

Electronic

Primary power – 4 AA batteries (standard). 8 AA batteries for longer life, or 4 cell shrink wrapped battery pack (optional)

*Two phase battery warning system is given via audible and visual responses reducing the potential for complete power loss.

Memory backup – Maintains programming indefinitely.

Relative humidity – 10% to 90% non-condensing.

Shock – 2000 Gs RMS (maximum door-slam shock)

Compliance – Compliance to FCC, Canadian, and European EMC requirements; for interference FCC Class A digital apparatus

Keypad

Bezel size – 2 5/8" x 3 3/8"

Material – Bezel–high impact ABS, Keypad–encapsulated elastomer.

ESD Protection – 15KV.

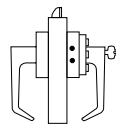
Button operating life – 3-5 million cycles.

Button operating force – 3.88 ounces.

Sealing – Weatherproof lens and gasket provides protection for outdoor use (Usable in most environmental/exterior applications)



9KZ – Cylindrical Functions

Function & Diag. (ANSI No.)	Mechanical	Electronic
Cylindrical Latch w/key override (DV) 	Dead locking latchbolt operated by lever either side, except when outside lever is locked by internal motor drive mechanism	Internal motor drive mechanism operated by electronic signal when presenting valid token. Green light indicates valid access. Red light and sounder indicate invalid access attempt.

EXZ – Exit Hardware Specifications

Exit Hardware Supported

Retrofits to Precision's 1000 & 2000 series, Von Duprin 98/99 series and Sargent 8000 series exit devices*.

NOTE: EXZ does not adapt to narrow style devices

* see EXZ trim chart below for valid combinations of trim and exit devices.

Mechanical

Materials – Internal parts are brass, zinc or corrosion-treated steel.

Brass or bronze, 4 7/8" x 1 1/4" x 3/32". ANSI A115.1.

Correct strike automatically supplied with unit. Strike box supplied standard. Forged trim housing

Door Thickness – Standard lock configuration designed for doors 1 3/4" to 2 1/4" thick

Minimum Stile Width – Mortise and rim locking types 4 3/4"; surface and concealed vertical rod locking type 3 3/4"

Escutcheon – 11 5/8" H x 3 3/8" W x 1" D

Lever handle – Brass or bronze. (Lever #14 and #15 conform to California Titles 19 and 24.)

Certification: UL listed For GYQS Electrically controlled single point locks or latches for use on 3 hour A label doors. The listing applies for both U.S. and Canadian applications.

Finish –

- 606-Satin brass, clear coated
- 613*-oxidized satin bronze, oil rubbed
- 626-satin chromium plated
- 690** -dark bronze coated (brass base material)

* 613 finish is designed to wear over time, providing an "antique" appearance.

** 690 finish will continue as a dark brown appearance over time.

Electronic

Primary power – 4 cell shrink wrapped battery pack

*Two phase battery warning system is given via audible and visual responses reducing the potential for complete power loss.

Memory backup – Maintains programming indefinitely.

Relative humidity – 10% to 90% non-condensing.

Shock – 2000 Gs RMS (maximum door-slam shock)

Compliance – Compliance to FCC, Canadian, and European EMC requirements; for interference FCC Class A digital apparatus

Keypad

Bezel size – 2 5/8" x 3 3/8"

Material – Bezel–high impact ABS, Keypad–encapsulated elastomer.

ESD Protection – 15KV.

Button operating life – 3-5 million cycles.

Button operating force – 3.88 ounces.

Sealing – Weatherproof lens and gasket provides protection for outdoor use (Usable in most environmental/exterior applications)



EXZ



EXZ Trim Chart

Configuration	Von Duprin 99	Precision 1000	Precision 2000	Sargent 8000
Rim – w/o key override	X	X	X	X
Mortise – w/o key override	X	X	X	
Surface Vertical Rod – w/o key override	X	X	X	
Concealed Vertical Rod – w/o key override	X	X	X	
Rim – with key override	X		X	
Mortise – with key override			X	
Surface Vertical Rod – with key override	X		X	
Concealed Vertical Road – with key override	X		X	

40HZ – Mortise – How To Order

45HZ	7	TV	14	KP	626	RH	
Series	Core Housing	Function Code	Lever Style	Trim Style	Finish	Door Hand	Options
45HZ – mortise	0** – keyless 7 – 7 pin IC housing; accepts all BEST® cores	DV – latch with key TV – deadbolt with key LV – deadbolt without key NV – latch without key	Levers Ⓔ3 – solid tube / w / return Ⓔ12* – solid tube / no return Ⓔ14 – curved return Ⓔ15 – contour angle return Ⓔ16 – curved no return Ⓔ17* – gull wing Knob 4 – round	KP – keypad	626 690 Satin* 606 612 613 619 Bright* 605 611 625	RH RHRB LH LHRB	4SW – 4 cell battery pack 8CE* – extended life battery holder 7/8" LTC* – flat lip strike P2 – phillips head screws*** TAC* – tactile lever Thick Door* – specify thickness

*Extra cost option. **Cost deduction. ***Security head screws are standard.

9KZ – Cylindrical – How To Order

9KZ3	7	DV	14	KP	STK	626	
Series Backset	Core Housing	Function Code	Lever Style	Trim Style	Strike Package	Finish	Options
9KZ3 – 2 3/4" cylindrical 9KZ4* – 3 3/4" cylindrical 9KZ5* – 5" cylindrical	0 – keyless 6 – 6 pin non-IC cyl. 7 – 7 pin IC housing; accepts all BEST® cores	DV – latch with key	Ⓔ14 – curved return Ⓔ15 – contour angle return Ⓔ16 – curved no return	KP – keypad	S3 – ANSI STK – standard	626 690 Satin* 606 612 613 619 Bright* 605 611 625	3/4* – 3/4" throw latch 4SW – 4 cell battery pack 7/8" LTC* – flat lip strike 8CE* – extended life battery holder LM – lost motion P2 – phillips head screws**** TAC* – tactile lever Non-IC ** KA – keyed alike, KD – keyed different, OB – zero-bitted Non-IC *** COR – Corbin-Russwin, MED – Medeco SAR – Sargent, SCH – Schlage SCHRC – Schlage RC, YAL – Yale

*Extra cost option. **Six-pin cylinder in Schlage "C" keyway included with OB, KA, KD options. Must specify "6" for core housing.

Cylinder not included with COR, MED, SAR, SCH, YAL, or SCHRC options. Must specify "0" for core housing. *Security head screws are standard.

EXZ – Exit Hardware – How To Order

EXZ	7	EV	14	KP	626	RHRB	PH2	RM	
Series	Core Housing	Function Code	Lever Style	Trim Style	Finish	Door Hand	Manufacturer	Locking Type	Options
EXZ – exit device	0 – keyless 7 – 7 pin IC housing; accepts all BEST® cores	EV – with key** NV – w/out key	Ⓔ14 – curved return Ⓔ15 – contour angle return	KP – keypad	626 690 Satin* 606 613	RHRB LHRB	PH1 – Precision hardware 1000 PH2 – Precision hardware 2000 SA8 – Sargent 8000 series *** VD9 – VonDuprin 98/99 series	RM – rim*** MO – mortise RD – surface & concealed vertical rods	P2 – Phillips head screw

*Extra cost option. **EV function (key override) is not available on PH1000 (all models) Von Duprin (mortise type), or Sargent (rim type) device.

***SA8 – available only with rim type device.



6161 East 75th Street
Indianapolis, IN 46250 USA

Phone 855-365-2407

bestaccess.com