


### Wall and Pantry units

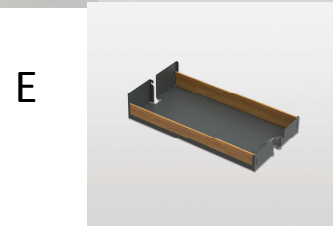
#### Pantry unit Fiore – 150



The pantry unit **Fiore** offers a new trendy look for your pantry cabinets

**For a complete set, order :**

- A : 1 frame
- B or C : 1 set of runners
- D : 1 pair of front brackets
- E : 1 set of 4 shelves
- E : # of individual shelves



Each shelf includes two 87mm high oak rails and anti-slip mats; ideal to keep stored items in place. Available in sets of 4 shelves or individual shelf.

| Ref. | Code     | Description | Int. Height                  | Recommended # shelves |
|------|----------|-------------|------------------------------|-----------------------|
| A    | 10592906 | Frame       | 1200-1600mm (47 1/4" - 63")  | 4                     |
| A    | 10594906 | Frame       | 1600-2000mm (63" - 78 3/4")  | 5 - 6                 |
| A    | 10596906 | Frame       | 1805-2260mm (71 1/16" - 89") | 6                     |

| Ref. | Code     | Description            | Min. int. Width with 3/4 ext. runner | Min. Int. Width with full ext. runner | Qty/box |
|------|----------|------------------------|--------------------------------------|---------------------------------------|---------|
| B    | 10922906 | Runner 3/4 ext.100kg   |                                      |                                       | 1       |
| * C  | 10874906 | Runner full ext. 120kg |                                      |                                       | 1       |
| D    | 10892906 | Front bracket 100mm    | 112mm (4 7/16")                      | 130mm (5 1/8")                        | 1 pair  |
| E    | 10995906 | Set of 4 helves 100mm  | 112mm (4 7/16")                      | 130mm (5 1/8")                        | 4       |
| E    | 11001906 | Individual shelf 100mm | 112mm (4 7/16")                      | 130mm (5 1/8")                        | 1       |


\* Full extension runner can only be used if internal cabinet width is min. 130mm and cabinet has a plain door. Doesn't work with shaker door type.

**Technical Information**

- Int. Height. of 1200 to 2260mm.
- For 112mm or 130mm internal cabinet width.
- ClickFixx device for easy and quick assembly.
- Dark grey and natural oak finish
- Load capacity of 100 kg (220lbs) or 120kg (265lbs) depending on runner used.
- Installation depth : min. 505mm (19 7/8")
- Top and bottom mounted

### Wall and Pantry units

#### Pantry unit Fiore – 300-400-450

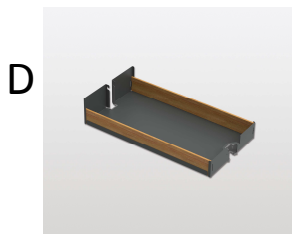


The pantry unit **Fiore** offers a new trendy look for your pantry cabinets

**For a complete set, order :**

- A : 1 frame
- B : 1 set full extension runners
- C : 1 pair of front brackets
- D : 1 set of 4 baskets
- E : # of individual baskets

| Ref. | Code     | Description            | Int. height                  | Recomm. # of shelves |
|------|----------|------------------------|------------------------------|----------------------|
| A    | 10592906 | Frame                  | 1200-1600mm (47 ¼" - 63")    | 4                    |
| A    | 10594906 | Frame                  | 1600-2000mm (63" – 78 ¾")    | 5 - 6                |
| A    | 10596906 | Frame                  | 1805-2260mm (71 1/16" – 89") | 6                    |
| Ref. | Code     | Description            | Prod. Width                  | Qty/box              |
| B    | 10874906 | Runner full ext. 120kg | 130mm (5 1/8")               | 1                    |
| Ref. | Code     | Description            | Min. int. Width              | Qty/box              |
| C    | 10585906 | Front bracket 250mm    | 262 mm (10 5/16")            | 1 pair               |
| C    | 10586906 | Front bracket 350mm    | 362 mm (14 1/4")             | 1 pair               |
| C    | 11000906 | Front bracket 400mm    | 412 mm (16 1/4")             | 1 pair               |
| Ref. | Code     | Description            | Min. int. Width              | Qty/box              |
| D    | 10980906 | Set shelves 250mm      | 262 mm (10 5/16")            | 4                    |
| D    | 10984906 | Set shelves 350mm      | 362 mm (14 1/4")             | 4                    |
| D    | 10986906 | Set shelves 400mm      | 412 mm (16 1/4")             | 4                    |
| E    | 10981906 | Individual shelf 250mm | 262 mm (10 5/16")            | 1                    |
| E    | 10985906 | Individual shelf 350mm | 362 mm (14 1/4")             | 1                    |
| E    | 10987906 | Individual shelf 400mm | 412 mm (16 1/4")             | 1                    |



Each shelf includes two 87mm high oak rails and anti-slip mats; ideal to keep stored items in place. Available in sets of 4 shelves or individual shelf.

### Additional accessories



**10706906**  
Magnetic divider



**10142906**  
Front stabilizer



**10163906**  
Pair of additional hooks  
125mm (5") tall.

\* Can only be used with frames when are extended to maximum range.

**Technical Information**

- Int. Height of 1200 to 2260mm (47 ¼" to 89")
- Top and bottom mounted.
- ClickFixx device for easy and quick installation
- Dark grey and natural oak finish
- Load capacity of 120 kg (265lbs)
- Installation depth : min. 505mm (19 7/8")