


8800 Rim Exit Device

80 Series

8800 Series Rim Exit Device



8800 Features

- Designed for standard width stile applications on wood and metal doors
- Also available as an HC8800 or WS8800 for hurricane-resistant applications, see Hurricane-Resistant section of this catalog
- Single point rim latching device
- Single door & double door applications with mullions
- Quiet operation and solid security
- Devices are ANSI A156.3 - Grade 1
- UL Fire and Panic listed

Specifications 8800 Series Rim Exit Device

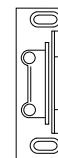
Door Types	Wood or metal 1-3/4" (44 mm) minimum thickness. For doors over 1-3/4" to 2-1/4" thick, specify thickness and order as 31-
Rail sizes as determined by door width	Rails are available in 4 sizes, use door width to determine size needed. Rails will be factory cut to size, if door width is supplied <ul style="list-style-type: none"> • E Rail for 24" to 32" door widths, No cutting required for 32" door • F Rail for 33" to 36" door widths, No cutting required for 36" door • J Rail for 37" to 42" door widths, No cutting required for 42" door • G Rail for 43" to 48" door widths, No cutting required for 48" door
Strike	649 Standard Black Nylon Coated
Optional Strikes	642, 644 and 613
Dogging Feature	Hex key dogging standard on non fired rated devices; specify 16- for cylinder dogging (#41 cylinder supplied)
Electric Options	AL- Alarm BT- Beacon™ PL- SARGuide Photoluminescent Coated TL- SARGuide Illuminated Touchpad
	49- Indicator 53- LX Latchbolt Monitor 54- Outside Lever Monitoring 55- Request-to-Exit Signal - Rail Monitoring 56- Remote Latch Retraction 57- Delay Egress & Electromagnets 58- Electric Dogging 59- Electroguard – Self Contained Delayed Egress
Mounting Fasteners	Supplied standard with wood and machine screws Available with through-bolts and mortise (sex) nuts
Latch Bolt	Stainless steel, 3/4" (19mm) throw
Device Centerline from Finished Floor	41" (1041 mm) for Standard Applications
Center Case Dimensions	8-3/8" (213mm) x 2-5/8" (67mm)
Projection	Pushbar Neutral – 3" (76 mm) Pushbar Depressed – 2-1/8" (54 mm)
Fire Exit Hardware	See Chart – Page 3

49- Lock/Unlock Indicator Option



- Displays whether the door has been secured by the inside cylinder.
- Red icon indicates locked
- White icon indicates unlocked
- Dogging overrides 49- functionality (must order less dogging)
- Available on 8816 and 8866 functions only

649 Strike



- Supplied standard for panic & fire rated openings
- Surface applied
- Black nylon coated

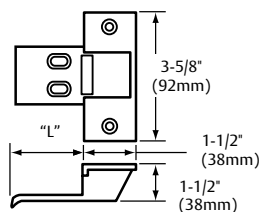
688 Trim Retrofit Kit



- 688 Trim Retrofit kit allows an 8800* Series rim exit with an ET to replace Von Duprin's 98/99 Series exit with trim with minimal door prep.
- * Except for 16 function
- Order as: 688 Kit

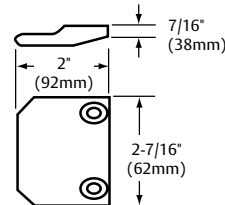
Alternate Strikes For 8800 Rim Devices

642 Strike



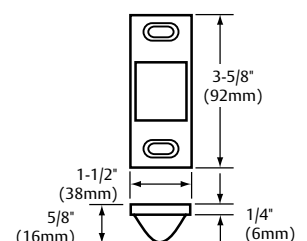
- Mortised. Dimension "L" equals door thickness plus 1/2" (13mm). Black nylon coated on lip only

644 Strike



- Surface applied. For use on pairs of doors without mullion. Ductile Iron. Black nylon coated


613 Strike



- Half mortised. Black nylon coated

8800 Functions and Trims

80 Series

Options	Series	Function	Rail Lgth	Trim	Hand	Outside Finish	Inside Finish	Door Width	Options
F1-83-56	88	13	F	ETL	RHR	26D	32D	36"	8800
700 Series ET Trim									
 <p>Exits with ET Trim, specify lever design after the ET designation (e.g., ETL)</p>									
		SARGENT Function Numbers	ANSI Function Numbers	Description & Cylinder Info (1-3/4" Door)			ANSI Type 1 8800 Panic & Fire		Mechanical Options: 12- 16- 19- 31- 36- 37- 43- 53- 54- 55- 56- 56-HK- 57- 58- 59- BC-59- 76- 85- 86- 87- AL- BT- CPC- GL- LD- PL- SG- TB- TL- Cylinder Options: 10- 10-21- 10UL- 10-63- 11- 11-21- 11-60- 11-63- 11-64- 11-70-7P- 11-72-7P- 11-73-7P- 11-65-73-7P- 21- 22- 51- 52- 60- 63- 64- 70- 72- 73- 65-73- 65-73-7P- 73-7P- 81- 82- F1-83- 83- F1-83- 84- BR- LC- *SC- *SE-
04	03	Night Latch Key Retracts Latch #34 Cylinder Supplied			8804 x ET_				
06	09	Key unlocks Trim, Trim retracts latch/ Trim relocks when key is removed #41 Cylinder Supplied			8806 x ET_				
10	01	No outside operation (No Cylinder)			8810				
10	02	No outside operation (No Cylinder) ET Control is used as Pull Only			8810 x ET_				
13	08	Key Outside Unlocks/locks Trim #41 Cylinder Supplied			8813 x ET_				
15	14	Passage Only (No cylinder)			8815 x ET_				
16	10	Key Outside Retracts Latch; Key Inside Unlocks/Locks O/S Trim O/S #34 Cylinder & I/S #44 Cylinder Supplied			8816 x ET_				
40	02	Freewheeling Trim - No outside operation (No Cylinder) Dummy Trim			8840 x ET_				
43	08	Freewheeling Trim - Key Outside Unlocks/locks Trim #41 Cylinder Supplied			8843 x ET_				
44	03	Freewheeling Trim - Key Retracts Latch #34 Cylinder Supplied			8844 x ET_				
46	09	Freewheeling Trim - Key unlocks Trim, Trim retracts latch/ Trim relocks when key is removed #41 Cylinder Supplied			8846 x ET_				
73		Electrified ET Trim - Fail Safe Power Off, Unlocks Lever (No Cylinder)			8873 x ET_				
74		Electrified ET Trim - Fail Secure Power Off, Locks Lever (No Cylinder)			8874 x ET_				
75		Electrified ET Trim - Fail Safe Power Off, Unlocks Lever, Key Retracts Latch #34 Cylinder Supplied			8875 x ET_				
76		Electrified ET Trim - Fail Secure Power Off, Locks Lever, Key Retracts Latch #34 Cylinder Supplied			8876 x ET_				

Lever Designs for ET Controls

A, B, E, F, J, L, P, W
Also available with Coastal Series & Studio Collection Levers

ET Designation with Suffix (Used to order ET without device)

8800 Series: 704, 706-8, 710, 713-8, 715-8, 716, 740, 743-8, 744, 746-8, 773-8, 774-8, 775-8 & 776-8

Freewheeling Trim

The lever rotates when the door is locked preventing excessive force from being applied to the horizontal lever

Electrified ET Trim

Voltage must be specified for the following functions: 73, 74, 75 and 76. Specify: 12VDC or 24VDC







Note: Exit devices are available in all standard finishes, except 14, 15, 26 & 26D. With these finishes, exit devices are supplied in 32 or 32D to match accordingly. 32 or 32D is automatically supplied when 26 or 26D is specified. For nickel finishes, specify 14/32 or 15/32D to receive nickel finished trims and stainless exit devices

Pull & Thumb Piece Trim Section

- Trim Designations**
- Use three letter designations (Ex "PTB") when ordering the Exit Device with trim
 - Use the six digit designation (Ex "866-MAL") when ordering trim without an Exit Device, always specify finish

Series



SARGENT Function Numbers	ANSI Function Numbers	Description & Cylinder Info. (1-3/4" Door)							8800 Panic & Fire
04	03	Night Latch Key Retracts Latch #34 Cylinder Supplied	814-FSL*	814-FSW*	814-MSL*	814-PSB*	814-ST5	862 Pull	8804 x Trim Designation
10	02	No O/S Operation or Cylinder (Pull Only)	810-FLL	810-FLW	810-MAL	810-PTB	810-ST5	862 Pull	8810 x Trim Designation
28	15	Passage Only (No cylinder)	828-FLL	828-FLW	828-MAL	828-PTB	828-ST5	N/A	8828 x Trim Designation
63	05	Key Outside Unlocks/ Locks Trim #34 Cylinder Supplied	866-FLL	866-FLW	866-MAL	866-PTB	866-ST5	N/A	8863 x Trim Designation
66	07	Key Outside Retracts Latch; Key Inside Unlocks/Locks O/S Trim O/S #34 & I/S #44	866-FLL	866-FLW	866-MAL	866-PTB	866-ST5	N/A	8866 x Trim Designation

* FSL, FSW, MSL and PSB trims are used with (HC- & 12-) 8888 and 8804 only and are the same as FLL, FLW, MAL and PTB pulls except for cylinder hole located 3/8" (9mm) lower.
Note: Thumb piece trims for 63 and 66 function devices are identical and are identified as 66 function when trim is ordered separately.
Note: FLW & FSW trims are not available in 32(629) or 32D(630)

* Options are not available with 8816

Available Finishes

SARGENT Finishes	BHMA Finishes
03	605
04	606
09	611
10	612
10B	613
10BE	613E
10BL	614
14	618
15	619
20D	624
26	625
26D	626
32	629
32D	630